



# PLAY JAZZ

## A BEGINNER'S GUIDE TO CREATING GREAT SOLOS

RYAN FRALEY & JOSH WEIRICH



### TABLE OF CONTENTS

SOME HISTORY .....	2	MIXOLYDIAN SCALES .....	25
CONCERT B $\flat$ MAJOR SCALE .....	7	"SEGUNDO MODO" .....	26
SWINGING 8TH NOTES .....	9	PLAYING WITH A GREAT SOUND .....	30
CONCERT B $\flat$ BLUES SCALE .....	10	INTRO TO ROCK & FUNK .....	31
INTRO TO THE BLUES .....	10	CONCERT G PENTATONIC SCALE .....	31
"BRANDT'S BLUES" .....	12	"GNEISS" .....	32
EAR TRAINING .....	16	JAZZ ARTICULATIONS .....	36
DORIAN SCALES .....	18	GUITAR TIPS .....	38
INTRO TO MODAL TUNES .....	19	LISTEN TO GREAT PLAYERS .....	39
"SO THERE" .....	20	GLOSSARY .....	43
WHO'S IN CHARGE OF TIME? .....	24	MP3 DOWNLOADS .....	43
INTRO TO LATIN JAZZ .....	25	GUITAR CHORD CHART .....	44



Produced by **Ryan Fraley & Josh Weirich**  
Guitar Tips by **Philip W. Groeber**  
Layout & Design by **Ryan Fraley**

© 2020 **HXmusic** LLC  
P.O. Box 206  
8206 Rockville Rd.  
Indianapolis, IN 46214  
[www.ryanfraley.com](http://www.ryanfraley.com)

International Copyright Secured.  
All Rights Reserved. Printed in U.S.A.


HX104GTR  
ISBN: 978-1-61928-330-5



IF YOU JUST PICKED UP THIS AWESOME-LOOKING **COMIC BOOK**, YOU ARE EITHER ATTRACTED TO GRAPHIC STORY-TELLING, OR YOU ARE INTERESTED IN LEARNING HOW THIS WHOLE "JAZZ IMPROVISATION" THING WORKS. THE MOST IMPORTANT THING TO KNOW BEFORE YOU READ ANY FURTHER IS THAT JAZZ IMPROVISATION DOESN'T HAVE TO BE ROCKET SCIENCE. YES, THERE ARE PEOPLE WHO HAVE DEDICATED HOURS, YEARS, AND EVEN THEIR CAREERS TO STUDYING AND MASTERING JAZZ IMPROVISATION. WHATEVER YOUR GOAL IS TODAY, THIS BOOK IS A GREAT WAY TO GET STARTED ON THE JOURNEY. THESE PAGES ARE FOR THE MUSICIAN WHO HAS HEARD SOMEONE PLAY AN IMPROVISED SOLO AND THOUGHT, "HOW DO THEY DO THAT?" AND MOST IMPORTANTLY, "HOW CAN I DO THAT?"

GREAT JAZZ SOLOS ARE A COMBINATION OF ARTISTRY, TECHNIQUE, AND FAST THINKING. MANY PEOPLE HAVE ONE OR TWO OF THESE COMPONENTS. WITH PRACTICE AND EXPERIENCE YOU CAN MASTER ALL THREE!

THIS BOOK IS GOING TO GIVE YOU SOME SIMPLE TIPS AND TECHNIQUES USED BY THOUSANDS OF MUSICIANS TO START PLAYING GREAT SOLOS. IMPROVISATION IS USED IN JAZZ, ROCK, CLASSICAL, COUNTRY, BLUEGRASS, AND JUST ABOUT EVERY OTHER TYPE OF MUSIC THAT EXISTS. IT IS ARTISTIC, EXPRESSIVE, USES MANY DIFFERENT PARTS OF YOUR BRAIN SIMULTANEOUSLY, AND MOST IMPORTANTLY CAN BE A TON OF FUN. IF THIS SOUNDS LIKE SOMETHING YOU MIGHT BE INTERESTED IN EXPLORING, **KEEP READING!**



EVER LISTEN TO SOMEONE PLAY A SOLO AND YOU CAN'T QUITE PUT INTO WORDS WHAT DOESN'T SOUND RIGHT, BUT SOMETHING DEFINITELY DOES **NOT** SOUND RIGHT? CHANCES ARE THEY ARE NOT PLAYING THE RIGHT NOTES! SOME MAY SAY THERE ARE NO **WRONG** NOTES, BUT THERE ARE DEFINITELY NOTES THAT SOUND **BETTER** THAN OTHERS. SO HOW DO YOU KNOW THE RIGHT NOTES TO PLAY? IT BEGINS WITH KNOWING YOUR...

## SCALES

MUSICIANS PRACTICE SCALES TO GET COMFORTABLE ON THEIR INSTRUMENTS. SCALES ALSO HELP YOU FIND THE RIGHT NOTES. LET'S START BY REVIEWING A SCALE YOU MIGHT ALREADY KNOW:

### CONCERT B $\flat$ MAJOR SCALE





## SWINGING 8TH NOTES

JAZZ MUSIC IS OFTEN -- BUT NOT ALWAYS! -- PLAYED WITH A "SWING" FEEL. IN FACT, TWO OF THE BAND CHARTS IN THIS BOOK WILL BE PLAYED WITH SWING EIGHTH NOTES, AND TWO OF THEM WITH STRAIGHT EIGHTH NOTES. SO WHAT DOES THAT MEAN, EXACTLY?



### STRAIGHT EIGHTHS:

IMAGINE A RULER THAT CAN MEASURE THE TIME BETWEEN THE NOTES YOU PLAY. THE EIGHTH NOTES ON UPBEATS WOULD BE HALFWAY BETWEEN THE DOWNBEATS, SINCE ALL THE NOTES SHOULD BE EVEN.


### SWING EIGHTHS:

WHEN WE SWING THE EIGHTH NOTES, IT MEANS WE PUSH THE UPBEATS BACK A BIT. THE DOWNBEATS STAY THE SAME, BUT THE UPBEATS ARE A LITTLE LATE. THIS CREATES A CASUAL, COOL, RELAXED FEELING.

JUST HOW LATE ARE THESE UPBEAT NOTES? THEY ARE NOT ALWAYS THE SAME! IT CAN DEPEND ON THE TEMPO, THE RHYTHM, AND THE PARTICULAR STYLE OF THE PLAYERS.

GENERALLY, WHEN THE TEMPO IS FASTER, THE EIGHTH NOTES ARE CLOSER TO STRAIGHT, AND WHEN THE TEMPO IS SLOWER, THE EIGHTH NOTES SWING THAT MUCH HARDER. BUT THE REAL ANSWER IS THAT YOU WILL NEVER LEARN THIS BY READING A DESCRIPTION OF IT. YOU HAVE TO HEAR IT AND FEEL IT BEFORE YOU CAN PLAY IT.

### HEAR THE DIFFERENCE...



IN THE DOWNLOADABLE MP3 FILES, TAKE A LISTEN TO THIS SHORT MUSICAL PHRASE PLAYED TWICE. THE FIRST TIME WITH **STRAIGHT** EIGHTH NOTES, AND THE SECOND TIME WITH **SWING** EIGHTH NOTES.

# BRANDT'S BLUES

Josh Weirich  
arr. Ryan Fraley  
(ASCAP)


SWING (♩ = 104)

F7(#9)



5

B♭min7



E♭min7

B♭min7



Fmin7

E♭min7



17

SOLOS

B♭min7



E♭min7


B♭min7




Fmin7

E♭min7

B♭min7





THE LANGUAGE OF JAZZ WAS DEVELOPED BY SOUND MORE SO THAN WRITTEN NOTATION. IT IS IMPORTANT TO LEARN HOW TO LISTEN AND INTERNALIZE THE NOTES THAT OTHERS PLAY, AND ALSO (EVENTUALLY) THE NOTES YOU HEAR IN YOUR OWN MIND. THIS LITTLE EAR-TRAINING EXERCISE USES ONLY NOTES FROM THE **CONCERT B $\flat$  MAJOR SCALE**. LOOK FOR THE TRACK IN THE DOWNLOADABLE MP3 FILES. AFTER A COUNT-OFF, PIANO AND BASS WILL PLAY A SIMPLE, TWO-MEASURE PHRASE, THEN LEAVE TWO MEASURES OF SPACE FOR YOU TO REPEAT WHAT THEY PLAYED. HAVE FUN!



HEAR THIS: YOU PLAY:

①



THERE ARE SO MANY SCALES TO LEARN! BUT RELAX, WE'RE ONLY GOING TO COVER A FEW OF THEM IN THIS BOOK, AND ONLY THE ONES YOU NEED TO KNOW FOR EACH OF THE FOUR BAND CHARTS. LET'S LOOK AT *DORIAN* SCALES RIGHT NOW. *DORIAN* IS ONE OF THE DIATONIC MODES THAT HAVE BEEN PART OF WESTERN MUSIC SINCE THE MIDDLE AGES. THERE ARE SEVEN DIATONIC MODES (YOUR MAJOR SCALE IS ONE OF THEM), AND THESE MODES ARE USED IN ALL STYLES OF MUSIC FROM CLASSICAL TO PUNK ROCK. THE *DORIAN* SCALE HAS ONLY A ONE-NOTE DIFFERENCE FROM THE NATURAL MINOR SCALE. DO YOU KNOW WHICH NOTE IS DIFFERENT?

#### CONCERT D DORIAN SCALE



#### CONCERT E $\flat$ DORIAN SCALE



ONCE YOU HAVE THESE TWO SCALES MEMORIZED, YOU SHOULD PLAY THEM IN PATTERNS JUST LIKE WE DID WITH THE MAJOR SCALE ON PAGE 8. BY PRACTICING SCALES IN LEAPS AND STEPS, UP AND DOWN, YOU WILL GAIN CONFIDENCE AND MASTERY THAT CAN'T BE FAKED.

# SO THERE

LEAD SHEET -- MELODY ONLY

Ryan Fraley  
(ASCAP)

Musical score for "SO THERE" (Lead Sheet -- Melody Only). The score is in 4/4 time and features a melody line with various rests and notes. Chord symbols **Dmin7** and **Ebm7** are indicated above specific measures. The score includes first and second endings marked with "1." and "2.".

## CHORD DEFINITIONS


Chord definitions for **Dmin7** and **Ebm7**.

**D MINOR 7**  
D - F - A - C

**E<sup>b</sup> MINOR 7**  
E<sup>b</sup> - G<sup>b</sup> - B<sup>b</sup> - D<sup>b</sup>




WHO'S IN CHARGE OF TIME?




**WRONG!**

OF COURSE, EVERYONE  
IS RESPONSIBLE FOR  
PLAYING WITH GOOD  
TIME, BUT...

...WITH VERY FEW EXCEPTIONS,  
PEOPLE ARE NOT ROBOTS. NO  
ONE PLAYS WITH PERFECT TIME.



SO ALL OF US, ROBOTS  
AND NON-ROBOTS  
ALIKE, MUST LISTEN  
& ADJUST. GOOD TIME  
IS A GROUP EFFORT.



"SEGUNDO MODO" IS A 24-BAR TUNE WITH THE FORM **A-A-B**. THE **A** AND **B** SECTIONS ARE 8 MEASURES EACH. ALTHOUGH THE CHORDS CHANGE, YOU CAN KEEP PLAYING YOUR **F DORIAN** SCALE FOR MUCH OF THE **A** SECTION. THE SOLO FORM SHOWN ON THE PREVIOUS PAGE INDICATES THE BEST SCALE CHOICE FOR EACH PART OF THE SOLO. BELOW, YOU CAN SEE THE TENOR SAX SOLO AS PLAYED ON THE RECORDING. THE TENOR SAX SOLO IS HEARD ON THE 2ND TIME.

## SEGUNDO MODO

TENOR SAX SOLO TRANSCRIPTION (TRANPOSED FOR GUITAR)

Chords indicated in the transcription: Fmin7, Bb7, Abmaj7, Fmin7, Eb7, Fmin7, Bb7, Abmaj7, Fmin7, Eb7, Bbmin7, Eb7, Bbmin7, C7.

THE SAX SOLO USES SOME GREAT EXAMPLES OF ARPEGGIOS (PLAYING ALL THE NOTES OF A CHORD - LIKE IN THE FIRST MEASURE), FOLLOWED BY STEP-WISE MOVEMENT (LIKE PLAYING A SCALE). THERE ARE A VARIETY OF DIFFERENT RHYTHMS, TOO.

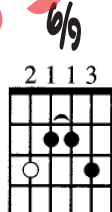
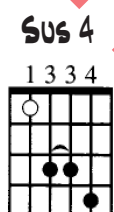
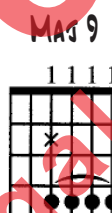
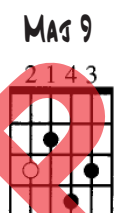
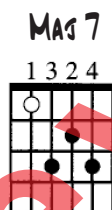
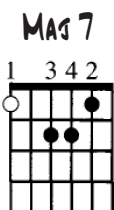
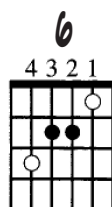
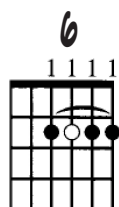
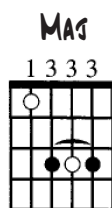
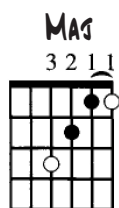
### CHORD DEFINITIONS

Fmin7	Bb7	Abmaj7	Eb7	Bbmin7	C7
<b>F MINOR 7</b> F-Ab-C-Eb	<b>Bb 7</b> Bb-D-F-Ab	<b>Ab MAJOR 7</b> Ab-C-Eb-G	<b>Eb 7</b> Eb-G-Bb-Db	<b>Bb MINOR 7</b> Bb-Db-F-Ab	<b>C7</b> C-Eb-G-Bb

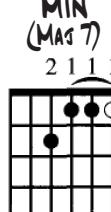
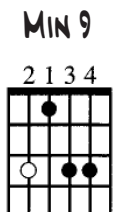
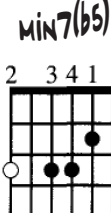
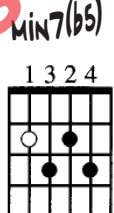
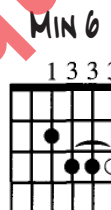
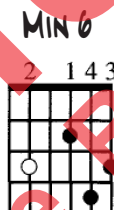
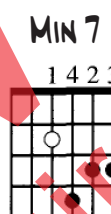
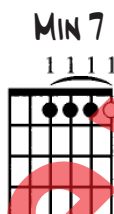
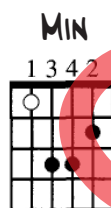
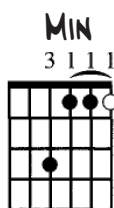
# GUITAR CHORD CHART

THESE ARE MOVABLE CHORD SHAPES TO HELP YOU PLAY LOTS OF CHORDS. SO, FOR EXAMPLE, TO FIND A **B $\flat$  MINOR 7** CHORD, START IN THE MIDDLE COLUMN (FOR MINOR), AND CHOOSE EITHER OF THE **MINOR 7** SHAPES. THERE ARE TWO TO CHOOSE FROM. FIND THE NOTE B $\flat$  ON YOUR FRETBOARD. THE CIRCLE SHOWS WHERE TO PLACE THE ROOT, OR IN THIS EXAMPLE, B $\flat$ . BUILD THE REST OF THE CHORD BY PLACING THE SHAPE INDICATED. WHEN A CHORD SHAPE IS BEST WITHOUT PLAYING THE ROOT, THE POSITION OF THE ROOT IS SHOWN WITH AN X.

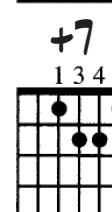
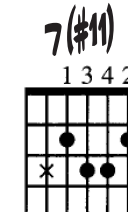

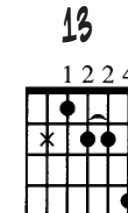
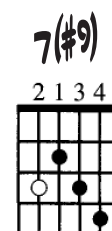
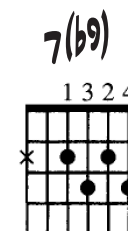
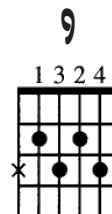
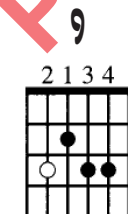
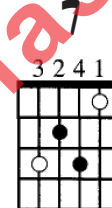
## MAJOR CHORDS



## MINOR CHORDS



## DOMINANT CHORDS



O = ROOT OF THE CHORD  
X = ROOT (DON'T PLAY)