

TABLE OF CONTENTS

UNIT 1

Nine Techniques in Piano Playing 4 -7

UNIT 2

Eating a Good Breakfast 8

Drinking Juice 8

Packing Our Lunch 9

Getting on the Bus 9

Getting off the Bus 9

My Favorite Teacher 10

It's Time to Focus 11

UNIT 3

Waltz for My Little Brother 12

The Silver Trumpet 12

My Little Sister 13

Spring Day 13

Rise and Shine 14

Like a Jack Rabbit 14

Blowing Out the Candle 15

UNIT 4

Through the Darkness 16

Climbing the Rocks 16

A Mini Minuet 17

Wombat Falling Asleep 18

Wombat Waking Up 18

Two Macaws 19

UNIT 5

On a Sailboat 20

Learning to Write in Cursive 20

Just Can't Decide 21

Over and Under 21

Icicles on the Roof 21

Gazing at Sunflowers 22

Floating on a Raft 23

UNIT 6

Close to the Ground 24

Italian Tarantella 24

Steam Engine 25

Walking Along 25

Moving Wood for a Beaver Dam 26

Quiet Moon 27

The Final Curtain Call 27

UNIT 7

The White Filly 28

The Black Stallion 28

The Silver Flute 29

Don't Look Now 29

Morning Dew 30

The Horse Race 31

UNIT 8

Running Rhino 32

Prickly Porcupine 33

Two Prickly Porcupines 33

A Lovable Elephant 34

Windstorm 34

Surfing the Waves 35

UNIT 9

Jazzy 36

Trail Ride 37

Never Give Up 38

Chipmunks 38

Quiet Thoughts 39

Congratulations, and on to Book 4B! 40

- Enjoy practicing these pieces with the metronome for evenness.

1

DAY ONE

Unit 2

Eating a Good Breakfast

(strong fingers, flexible wrist)



- Play on the outside corner of your thumbnails for more control and speed. See pg. 5 for more information.


DID IT!

2

DAY TWO

Drinking Juice

(arm weight, flexible wrist)




DID IT!

4

DAY FOUR

Wombat Falling Asleep (arm weight, balance between the hands)



Musical notation for the first system of 'Wombat Falling Asleep'. It consists of two staves (treble and bass clef) in 6/8 time. The melody in the treble clef starts with a quarter note G4, followed by quarter notes F4, E4, and D4, all beamed together. The bass clef accompaniment starts with a quarter note G2, followed by quarter notes F2, E2, and D2, all beamed together. Fingerings are indicated: 5, 3, 1 for the treble clef and 1, 3, 5 for the bass clef. The dynamic marking is *mp*. There are four measures in total, with the last measure containing a whole rest in both staves.

Musical notation for the second system of 'Wombat Falling Asleep'. It consists of two staves. The treble clef melody starts with a quarter note G4, followed by quarter notes F4, E4, and D4, all beamed together. The bass clef accompaniment starts with a quarter note G2, followed by quarter notes F2, E2, and D2, all beamed together. Fingerings are indicated: 5, 5, 5, 4, 2 for the treble clef and 1, 1, 1, 2, 4 for the bass clef. The dynamic marking is *mf* for the first three measures and *p* for the last two. There are five measures in total.

DID IT!

5

DAY FIVE



Wombat Waking Up (flexible wrists, arm weight)

Musical notation for the first system of 'Wombat Waking Up'. It consists of two staves. The treble clef melody starts with a quarter note G4, followed by quarter notes F4, E4, and D4, all beamed together. The bass clef accompaniment starts with a quarter note G2, followed by quarter notes F2, E2, and D2, all beamed together. Fingerings are indicated: 5, 3, 1 for the treble clef and 1, 3, 5 for the bass clef. The dynamic marking is *mp*. There are four measures in total, with the last measure containing a whole rest in both staves.

Musical notation for the second system of 'Wombat Waking Up'. It consists of two staves. The treble clef melody starts with a quarter note G4, followed by quarter notes F4, E4, and D4, all beamed together. The bass clef accompaniment starts with a quarter note G2, followed by quarter notes F2, E2, and D2, all beamed together. Fingerings are indicated: 5, 4, 1 for the treble clef and 1, 2, 5 for the bass clef. The dynamic marking is *f*. There are five measures in total.

DID IT!


Transpose to AM ___ Gm ___

4

DAY FOUR

A Lovable Elephant

(flexible wrist, arm weight)



Musical notation for measures 1-4. Treble clef, 4/4 time, key signature of one flat. Dynamics: *mf*. Fingerings: 3 1, 4 2, 5 3, 5 3, 4 2, 3 1, 4 2, 3 1.


Musical notation for measures 5-8. Treble clef, 4/4 time, key signature of one flat. Dynamics: *mf*, *mp*. Fingerings: 5 3, 5 3, 3 1.

Musical notation for measures 9-12. Treble clef, 4/4 time, key signature of one flat. Dynamics: *mp*, *mf*. Includes markings for *L.H.* and *R.H.*. Fingerings: 3 5, 3 1, 4 2, 3 5, 5-1, 5.

DID IT!

5

DAY FIVE



Windstorm

(arm weight, flexible wrists)

Musical notation for measures 1-5. Treble clef, 2/2 time, key signature of two sharps. Dynamics: *mf*, *f*. Includes markings for *L.H.* and *R.H.*. Fingerings: 1 2 3, 5 3, 3, 3, 1 2 3, 5 3 1, 3, 3, 5 3 1, 5.

DID IT!

3


DAY THREE

Never Give Up

(arm weight, flexible wrist)



Musical score for "Never Give Up" in G major, 4/4 time. The score consists of two systems of piano accompaniment. The first system is marked *mf* and the second system is marked *mp*, *mf*, and *f*. Fingerings are indicated by numbers 1-5 above or below notes. A box with the number 5 is placed above the first measure of the second system. The piece concludes with a final chord marked *f* and a fermata.



DID IT!

4

DAY FOUR

Chipmunks

(crossovers, strong fingers)

Musical score for "Chipmunks" in 4/4 time. The score is for the right hand (R.H.) and left hand (L.H.). The first system is marked *f* and the second system is marked *mp*. The piece consists of two systems of piano accompaniment.

Musical score for "Chipmunks" (continued) in 4/4 time. The score is for the right hand (R.H.) and left hand (L.H.). The first system is marked *mp* and the second system is marked *mf*. The piece includes a *cresc.* (crescendo) marking in the left hand and a fermata in the right hand. A box with the number 2 is placed below the final measure.

- Transpose this piece to three different keys this week!

DID IT!