

CONTENTS

INTRODUCTION	1
NOMENCLATURE	2
INTRODUCTION TO SCALE SYLLABUS	3
SCALE SYLLABUS	4
TIPPIN' TIME	5
Petersen's Solo	6
Haerle's Solo	7
BYE BYE BOSTON	8
Haerle's Solo	9
Petersen's Solo	10
Todd Coolman	11
BOSSA FOR CHERYL	14
Petersen's Solo	15
Haerle's Solo	16
Todd Coolman	17
FAST MODE AL	19
Haerle's Solo	20
Petersen's Solo	21
Todd Coolman	22
LADY'S BOUNCE	25
Todd Coolman	26
Petersen's Solo	31
Haerle's Solo	33
SCOTT'S WALTZ	35
Petersen's Solo	36
Haerle's Solo	37
Todd Coolman	38
REFLECTION	40
Haerle's and Petersen's Solos	42
SAMBA DE LUVSME	43
Petersen's Solo	44
Haerle's Solo	46
THE PIANIST In The Rhythm Section	48
Piano Voicings	49
THE GUITARIST In The Rhythm Section	50
Guitar Voicings for Comping	51
THE BASSIST In The Rhythm Section	61
How To Build Walking Bass Lines On "F" Blues	62
THE DRUMMER In The Rhythm Section	66

COPYRIGHT © 1984 by **JAMEY AEBERSOLD JAZZ, INC.**
International Copyright Secured Made in U.S.A. All Rights Reserved

Published by JAMEY AEBERSOLD JAZZ, INC.
1211 Aebersold Drive, P.O. Box 1244
New Albany, IN 47151-1244

TRACK ROADMAP

No intro, 1 melody chorus, 1 piano, 1 guitar, 1 bass, 1 drums (trade 4's with piano and guitar), 1 melody chorus

Bye Bye Boston

by Jack Petersen

♩ = 176

Chords: *C-7*, *D7 b9*, *C-7*, *C7*, *F-7*, *Bb7 b9*, *Ab(6)*, *Db7*, *Ab7*, *G7b9*, *C-7*, *F7+4*

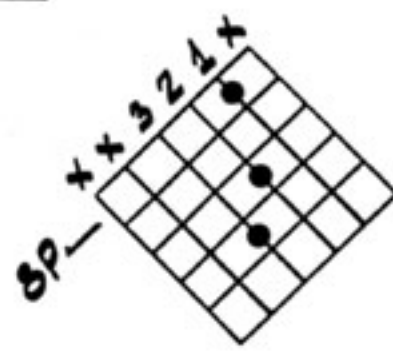
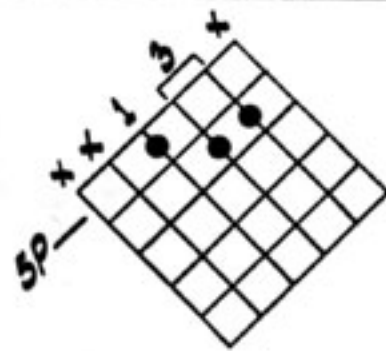
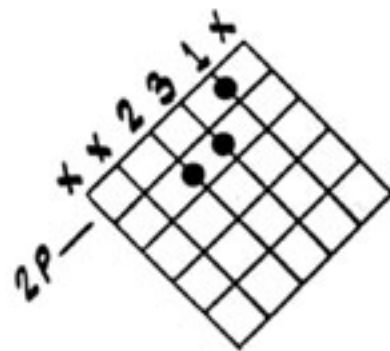
F-7 E^o F-7 Bb7^{b9} Eb⁹ Gb-7 Cb7 Gb-7
 E-7 A7 E-7 A7 D-7 G7 D-7 G7
 F-7 Bb7^{b9} Eb^Δ D^φ G7⁺⁵ C-7
 G-7 C7 F-7 E^o F-7 Bb7^{b9}
 D^φ G7⁺⁵ C-7 A^φ E^o
 F-7 E^o F-7 Bb7 C-7
 A^φ Ab7 G-7 Bb7^{b9} Eb⁹
 Gb-7 Cb7 A7 E-7 A7
 D-7 F7 F-7 Bb7^{b9} Eb^Δ
 I A^φ Ab7 G-7 C7 F-7 E^o

ETC.

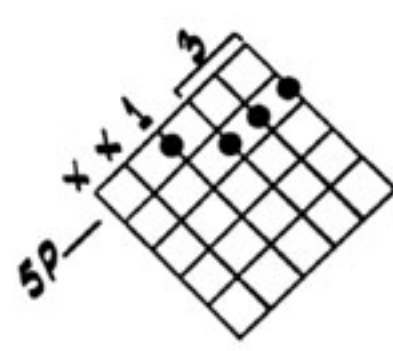
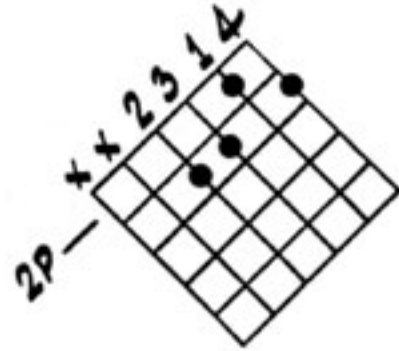
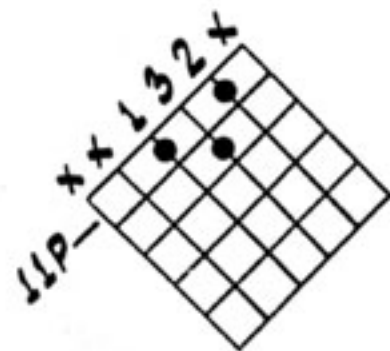
TODD'S COMMENTS ON BOSSA FOR CHERYL:

1. Basic bossa patterns preferred:
2. Root movement well-defined.
3. Simple, concise lines.
4. Use of low register.

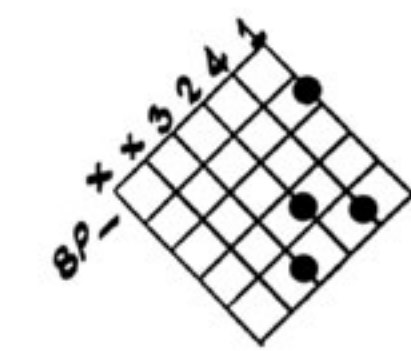
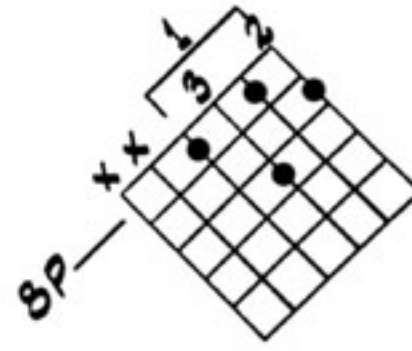
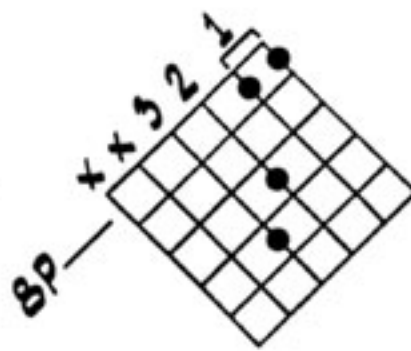
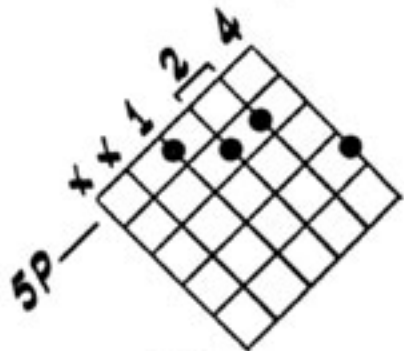
HALF-DIMINISHED VOICINGS



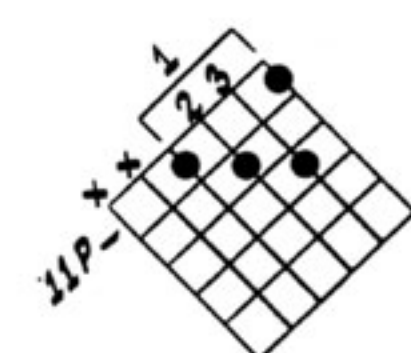
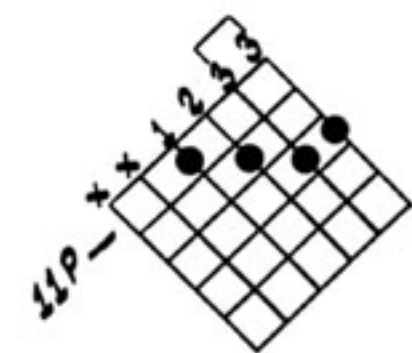
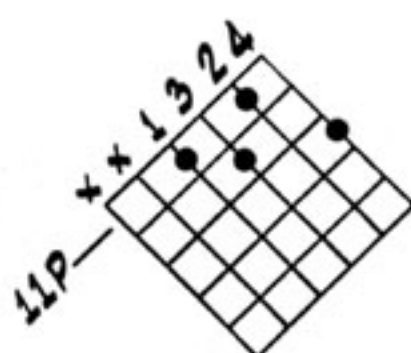
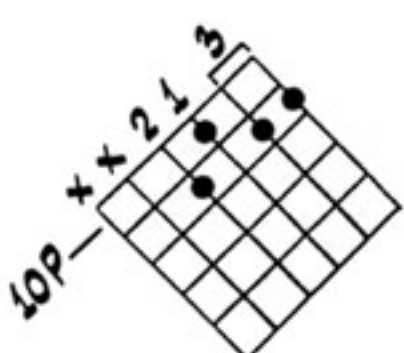
Musical notation for the first row of voicings, showing the notes on a staff with a treble clef and a G chord symbol.



Musical notation for the second row of voicings, showing the notes on a staff with a treble clef and a G chord symbol.



Musical notation for the third row of voicings, showing the notes on a staff with a treble clef and a G chord symbol.



Musical notation for the fourth row of voicings, showing the notes on a staff with a treble clef and a G chord symbol.