





CONTENTS

Tunes included in this volume are:

- | | |
|--|---|
| 1. <i>Four</i> (slow) CD TRACK 1
<i>Four</i> (fast) CD TRACK 9 | 5. <i>Solar</i> (slow) CD TRACK 5
<i>Solar</i> (fast) CD TRACK 12 |
| 2. <i>Tune Up</i> (slow) CD TRACK 2
<i>Tune Up</i> (fast) CD TRACK 10 | 6. <i>Dig</i> (slow) CD TRACK 6
<i>Dig</i> (fast) CD TRACK 13 |
| 3. <i>Vierd Blues</i> CD TRACK 3 | 7. <i>Milestones</i> CD TRACK 7 |
| 4. <i>The Theme</i> (slow) CD TRACK 4
<i>The Theme</i> (fast) CD TRACK 11 | 8. <i>Serpent's Tooth</i> (slow) CD TRACK 12
<i>Serpent's Tooth</i> (fast) CD TRACK 14 |

Introduction	i
Notes To The Musician	i
Scale Syllabus	ii
Discography	iii

 CONCERT KEY SONGS & CHORD SCALE PROGRESSIONS	1
 Bb INSTRUMENT SONGS & CHORD/SCALE PROGRESSIONS	9
 Eb INSTRUMENT SONGS & CHORD/SCALE PROGRESSIONS	17
 BASS CLEF INSTRUMENT SONGS & CHORD/SCALE PROGRESSIONS	25

Note: Any codas (⊕) that appear will be played only once on the recording at the end of the last recorded chorus.

PLAY-A-LONG CD INFORMATION:

STEREO SEPARATION: Right Channel = Piano & Drums; Left Channel = Bass & Drums
Tuning Notes: Concert Bb & A (A=440)

PERSONNEL ON PLAY-A-LONG RECORDING:

STEVE ALLEE - Piano; TYRONE WHEELER - Bass; STEVE DAVIS - Drums

Cover Design by JASON A. LINDSEY

Published by
JAMEY AEBERSOLD JAZZ, INC.
P.O. Box 1244
New Albany, IN 47151-1244
1-800-456-1388
www.jazzbooks.com



Copyright © 1976 by Jamey Aebersold Jazz, Inc.
All Rights Reserved. Printed in U.S.A. International Copyright Secured.
All copyrights used by permission

No portion of this book may be reproduced in any way without express permission from the publisher.

Book only: \$3.95 US



3. Vierd Blues

PLAY 10 CHORUSES (♩ = 100)

Musical notation for the first four choruses of the blues piece. The key signature is B-flat major (two flats) and the time signature is 4/4. The notation includes various chords and melodic lines:

- Chorus 1: Chords B \flat 7 and E \flat 7.
- Chorus 2: Chords B \flat 7 and E \flat 7.
- Chorus 3: Chords B \flat 7 and G7+9.
- Chorus 4: Chords F7 and C-7. The final measure is marked "Last".

SOLOS

First solo line with chords: B \flat 7, E \flat 7, B \flat 7, B \flat 7, G7+9 (Dim. Whole Tone).

Second solo line with chords: C-7, /b9 (Diminished), C-7, F7.

Third solo line with chord: B \flat 7+4.

B \flat

4. The Theme

CD TRACK #4 (Slow Version): PLAY 7 CHORUSES (♩ = 160)

CD TRACK #11 (Faster Version): PLAY 11 CHORUSES (♩ = 264)

(Rhythm Changes)

Chord progression: C, C \sharp 7, D-7, E \flat 7, D-7, G7 \flat 9, C, C7, F, F \sharp 7

1. D-7, G7, D7, D7, A7, (A-7)

2. C, BRIDGE, B, (E-7)

D-7, E \flat 7, E-7, F, F \sharp 7, C, C \sharp 7, C7, C7, C7

*Optional

SOLOS

C, C \sharp 7, D-7, G7 \flat 9, C, C7, F, F \sharp 7, (G-7)

1. C, BRIDGE, E7, E7, A7, (B-7)

C, C \sharp 7, D-7, E \flat 7, E-7, A7, D-7, G7, (A7 \flat 9), (G7 \flat 9)

E-7, A7, D-7, G7, CODA, C7+9, C7+9

(C), (A7 \flat 9)

Copyright © 1965 Prestige Music, Inc., Berkeley, CA 94710
 This arrangement Copyright © 1976 Prestige Music, Inc. Used by Permission
 International Copyright Secured Made in U.S.A. All Rights Reserved



8. Serpent's Tooth

CD TRACK #8 (Slow Version): PLAY 6 CHORUSES (♩ = 126)

CD TRACK #14 (Faster Version): PLAY 10 CHORUSES (♩ = 216)

B \flat B \circ 7 C-7 C \sharp 7

C-7 F7 B \flat 7 E \flat 7 E \circ 7

2. BRIDGE B \flat B \flat 7 (F-7) C7 C7 F \flat B \flat B \circ 7

C-7 C \sharp 7 C-7 F7 E \flat 7 G7+9 C7 F7+9

SOLOS B \flat F7 B \flat 7 E \flat 7 E \circ 7 1. D-7 G7 C-7 F7

E \flat Δ C7 C7 F7 F7

(G-7) (C-7)

-7 G7 C-7 F7 B \flat 7 E \flat E \circ 7 B \flat 7 G7+9 C7 F7+9

Turn Around