





CONTENTS

INTRODUCTION	i
SUGGESTIONS FOR SOLOING ON EACH TUNE	ii
SCALE SYLLABUS	iii & iv

CHORD/SCALE PROGRESSIONS

 CONCERT KEY SONGS & CHORD/SCALE PROGRESSIONS	1
 Bb INSTRUMENT SONGS & CHORD/SCALE PROGRESSIONS	9
 Eb INSTRUMENT SONGS & CHORD/SCALE PROGRESSIONS	17
 BASS CLEF INSTRUMENT SONGS & CHORD/SCALE PROGRESSIONS.....	25
BOOK AND RECORD LIST	33

H = Half step, W = Whole step
-3 = three half steps (minor third)
b or - means to lower 1/2 step, # or + means to raise 1/2 step

CHORD SYMBOL GUIDE FOR VOLUME 5

- Δ = Major scale/chord (emphasize the major 7th & 9th)(don't emphasize the 4th)
- Δ+4 = Major scale/chord with raised 4th (Lydian) = W W W H W W H
- V7 = Dominant 7th scale/chord (don't emphasize the 4th)(Mixolydian)
- = Minor scale/chord (Dorian)(all scale tones are usable)
- + = raise the fifth tone of the scale 1/2 step
- V7+4 = Dominant Lydian scale (emphasize the 9th, #4th, & 6th) = W W W H W H W
- V7+ = Whole tone scale/chord = W W W W W W (this scale has a +4 & +5)
- V7b9 = Diminished scale beginning with a half step = H W H W H W H W
- V7+9 = Diminished whole tone scale (emphasize the b9, #9, #4, & #5) = H W H W W W W
- ∅ = Half diminished scale/chord (Locrian scale or Locrian #2) = H W W H W W W
(#2) = W H W H W W W

(See the Scale Syllabus, page iii & iv for further examples and discussion of above)
Sometimes I use a triangle to denote Major 7th and other times I simply write the chord letter.
They both mean the same thing - use a major scale with emphasis on the 7th and 9th tones.

Cover Drawing by LANA

Published by
JAMEY AEBERSOLD JAZZ, Inc.
P.O. Box 1244
New Albany, IN 47151-1244

Copyright © 1975 by Jamey Aebersold Jazz, Inc.
All Rights Reserved. Printed in U.S.A. International Copyright secured.
No portion of this book may be reproduced in any way without express permission from the publisher.



KILLER PETE

by Jan

Handwritten musical score for guitar, featuring a large diagonal watermark reading "SAMPLE". The score includes a treble clef, a 4/4 time signature, and various musical notations such as notes, rests, and accidentals. Chord progressions are indicated by letters and numbers above the staff lines. The score is divided into two sections: the first section ends with a double bar line and a first ending bracket, and the second section begins with a double bar line and a second ending bracket. The second ending is labeled "S. AL 2ND ENDING".

Chord progressions and markings include: C7, Bb7, C7, Bb7, A-, D7, A-, G-, F-, Bb7, Eb, Eb, C7, A-, D7, G-, C7, G-, F-, Bb7, D-, G7, and Bb7. Handwritten numbers "1" and "2" are placed above the first and second ending brackets, respectively. The score concludes with a double bar line and a final chord.

E♭ INSTRUMENT CHORD PROGRESSIONS

GROOVITIS

The musical score consists of ten staves of music in 4/4 time. The first staff is in treble clef, while the remaining nine staves are in bass clef. The music features various chord voicings and melodic lines, with some staves showing chord diagrams.

Chord progressions and voicings shown include:

- Staff 1: A⁻, B \emptyset , E7+9, A⁻
- Staff 2: A⁻, A⁻, B \emptyset
- Staff 3: A⁻, E♭7+4, D⁻
- Staff 4: B \emptyset , E7+9
- Staff 5: A⁻, B \emptyset , A⁻
- Staff 6: B \emptyset , A⁻
- Staff 7: B \emptyset , A⁻
- Staff 8: C7
- Staff 9: E7+9, F7, F7

BASS CLEF INSTR.

SNAP, CRACKLE & POP

Bb- throughout

The main musical notation consists of seven staves of music in bass clef, 4/4 time. The key signature is B-flat major (two flats). The music features a mix of eighth and sixteenth notes, often beamed together, with various articulations such as slurs, accents, and grace notes. The melody is rhythmic and melodic, typical of a pop or funk bass line.

SOLOS

E_b7

A diagram showing the fingering for an E-flat 7 chord on a bass clef staff. The notes are G₂ (finger 1), B₁ (finger 2), D₂ (finger 3), and F₂ (finger 4).

B_b MINOR PENTATONIC

A diagram showing the fingering for the B-flat minor pentatonic scale on a bass clef staff. The notes are B₁ (finger 2), D₂ (finger 3), E₂ (finger 4), G₂ (finger 1), and B₁ (finger 2).

The final musical notation is a single staff of music in bass clef, 4/4 time, continuing the melodic and rhythmic style of the main piece. It features a mix of eighth and sixteenth notes with various articulations.