




Holding the violin

- Stand with your feet shoulder-width apart and in a relaxed position.
- Begin with the back of the violin facing you and put your left hand over the left shoulder of the violin so your fingers cover all the strings near the high dot.
- Hold the violin to the left in a 'superhero' pose with your right hand supporting the tail button.
- Turn the violin, lift up your head and pop it on to your left collarbone.
- Your left hand will stay in that position for the plucking pieces and any pieces that use the high dot.

The violin needs something to stop it slipping and your teacher may suggest a shoulder rest, sponge, pad or thin cloth.



Quick check every time before you play



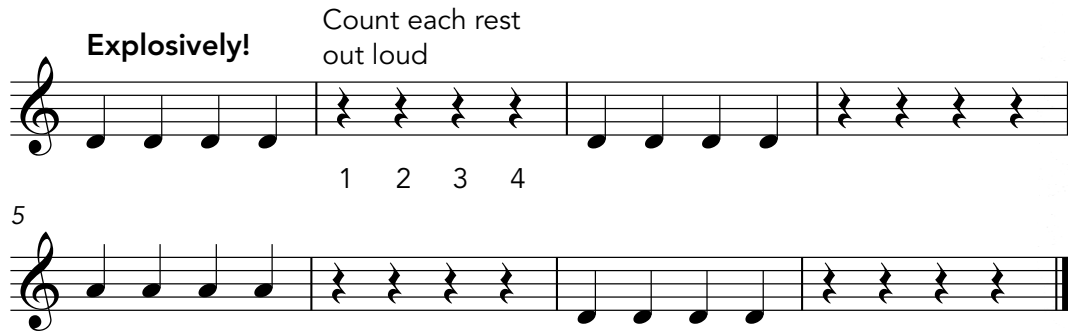
Balancing the violin firmly with the side of your chin, release your left hand and reach over to tap your right shoulder.

Fun fact

The 'chin rest' is actually for the left side of your chin. It makes balancing the violin between your collarbone, chin and hand more comfortable.

Blast off!

Explosively! Count each rest out loud




Up and down

Energetically



2 There's a hole-in my viol-in

Confidently



Superhero challenge
Go from rest position to playing position three times, silently.

3 I've run out of rosin

Sadly




Top tip
Stand tall with your feet slightly apart and arms relaxed.

Stage

7

Second finger F# and C#



Fact file

- # = **sharp** = raises the pitch of a note by a semitone
A sharp sign lasts for the whole bar
- **Allegretto** = fairly lively

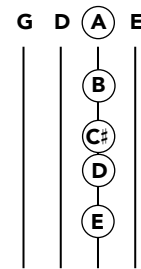
Warm-ups

Before you play

Finger tapper: on the A string, hold down your 1st, 2nd, 3rd and 4th fingers. Tap your second finger up and down eight times. Repeat on the D string.

Sing A, B and C# and then play the same notes on the A string.

Slides: in playing position, slide up and down with your second finger lightly on the A string, from C# to the high dot position and back again. Then try it on the D string. Which note do you start on, and which note is the harmonic?



23

Procession of the scrolls

Majestically

This is C# too