


To the teacher

Scaley Monsters contains the scales and arpeggios most commonly used at grade 1 and grade 2, plus several other useful items: the two octave scale and arpeggio of F major, the two octave arpeggio of G major, and the one octave scale and arpeggio of A minor. There are dinosaur footprint maps to fill in with pitch names (including those all-important sharps and flats) and dinosaur rhythms to help with improving intonation. The 'phone a friend' game should aid the memorising of fingerings, and '*Backtofrontosaurus*' gives pupils a more flexible experience of scales and arpeggios. At the back of the book is a list of extinct 'little-known dinosaurs' (all with rather well-known problems...)

The pieces have been carefully selected to reflect the standard, character, and mood of the keys. Pupils could be encouraged to write or improvise short pieces that also capture a 'sense of key'.

If entering pupils for exams, please check your board's current syllabus carefully for the exact rhythm patterns specified for scales and arpeggios. If the exam board asks for scales and arpeggios to be prepared with both slurs *and* separate bows, remember to listen to both styles in lessons, and ask pupils to practise them equally!






F major
one octave

Key of F major one octave

Scale

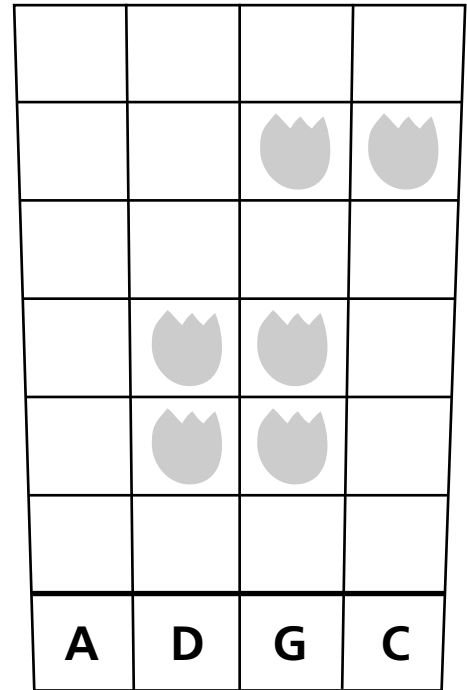


Write the letter names (and fingerings) under the notes, then in the footprints.

Arpeggio




Highlight the names of the notes on the footprint map.



dinosaur footprint map

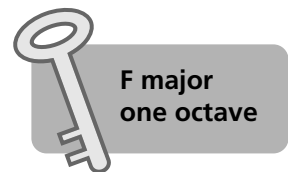
Dinosaur rhythm game

Practise the scale and arpeggio using the Fabrosaurus rhythm:



Keep practising
'Backtofrontosaurus!'

None for you



Traditional French

Allegretto

7

13

19

Compose your own short tune in F major: