





To the pupil

Superstart Violin is full of exciting music and fun activities for you to enjoy in your lessons, and then show off to your family and friends. There are pieces which are funny, weird, happy and sad: a huge range of moods and sound worlds to explore. Did you know that the violin can play low sounds as well as high ones? Not to mention very quietly, and *extremely* loudly! The CD with this book contains all the piano accompaniments so you can enjoy performing the pieces over and over again at home. Each accompaniment includes the start of the violin part to get you going easily. So get those brains and fingers working hard, and have lots of fun!


To the teacher and parent


Superstart Violin offers a proper musical experience at each tiny step, with lots of activities, and real pieces to perform from the very first lesson. The material is organised into progressive units; many of the pieces have lyrics so are within singable range and often use words to help with rhythms.


Throughout the book there are four categories of information:

-  **Challenges** stretch musicianship in a practical way, often requiring the pupil to play by ear.
-  **Technical tips** deal with the practical aspects of playing the instrument.
-  **Brain teasers** test pupils' understanding of both the written music and the technical aspects of playing.
-  **Fact files** build up theoretical knowledge.

The main learning points are given in the box at the top of each page for easy reference. There are also some symbols by the titles of pieces. These indicate where accompaniments or opportunities to play with viola and cello are available:

 = CD track number. (Track 1 gives you an A to tune your violin to.) Each track has two bars of count-in clicks, unless there is a piano introduction. There is also a cue entry of the first two bars of the pupil's part given each time, to help young players get started.

 = piano accompaniment or violin duet part available in *Superstart Violin Accompaniments*.

 = compatible with *Superstart Viola* and *Superstart Cello*.

The music in *Superstart Violin* introduces finger skills slowly, building up the notes which form the one octave scales and arpeggios of A, D and G major. The low second finger is introduced on page 40, and the two-octave scale and arpeggio of G major on page 43.

viola
cello

Spells

You might like to try this special trick first: hold your bow so the tip is pointing to the ceiling, then 'stir' each potion with the screw end, as you sing the words.



For making something very noisy

Make up your own words – alter the rhythm if necessary.

f Take some throw it in the po - tion,
(them)

3
Lis - ten to the mix - ture ma - king a com - mo - tion!

Technical tip

Slide very lightly with your first finger until you reach the sound that matches the one you started with (one octave higher).

For making something very slippery

Tish, tush, mish, mush, slish, slush, slide! *gliss.*

3
Tish, tush, mish, mush, glish, glush, glide! *gliss.*

For making something disappear gradually

What can it be?

pizz.
f

Technical tip

Angle the second finger carefully so it doesn't catch on the A string.

40

piano

viola
cello

Kalinka

Allegretto Traditional

1 *p*

9 *cresc. molto* *f* **molto rit.**

18 **Andante** *mf* *p*

26 *mf* *pp* *p* **molto rit.**

34 **Allegretto** *mf* **accel. poco a poco**

42 *mf* *cresc. molto* *f*

* Fact file

accel. poco a poco = gradually getting faster and faster.

cresc. molto = getting a lot louder.

' = take a breath (end of bars 17 and 25).