
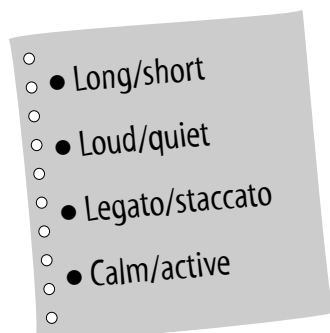


Getting started

Using just one note of your choice, improvise a piece called **Asleep-awake!** Think first how you might use some of the following contrasting ingredients:



Now answer the following questions:

- How did you match the music to the title?

- Which of the contrasting ingredients did you use?

- Are there ways you could improve the piece?

Now repeat the improvisation. Don't worry if you can't remember exactly how your first attempt went, but think about your answers to the questions above before you begin.

When you've practised it a few times, play it to a friend or member of the family and see whether they can guess the title. They may not guess your title, but ask them what led to their answer.

Two-note ideas

Try improvising some pieces using two notes: start with two notes close together, then try two further apart. Here are some ideas:

The elephant and the mouse
Tall friends and short friends
Hot chocolate and ice cream soda


Composing a 4-bar phrase

Play each of the following 4-bar phrases. Look at the way they've been written and the similarities in the melodic and rhythmic shapes between the bars. You'll see all sorts of patterns that help to make a successful 4-bar phrase.

Go and tell Aunt Gertrude



Fly swat



Cream cake



Here are three more 4-bar phrases. Compose your own music to fill in the missing bars. Remember to base your ideas on the rhythmic and melodic shape of the first bar. After you've completed each melody, try it out and then make any alterations you'd like.



Give each 4-bar tune a title.

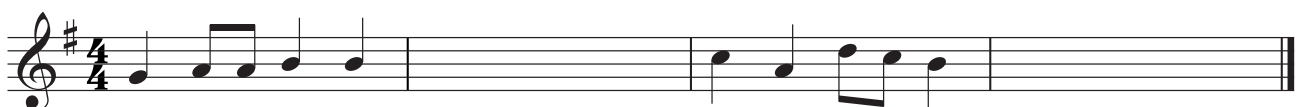
Title:



Title:



Title:



Puzzle pieces

Here are a selection of puzzle pieces. Compose a tune for each one, making them all 8-bar pieces. Then give a list of the titles to friends or family and see if they can guess which title goes with which piece!

Sunrise
beginning soft and low and becoming louder and higher

Waking up
beginning with long notes, gradually introducing shorter note values

Climbing stairs
beginning energetically, gradually getting more tired; notes get longer and higher

Banana skin
someone walking along happily until they slip over on a banana skin

Machine
using a strong and repetitive rhythm representing a machine at work

Sunset
beginning high and fairly loud, gradually becoming lower and softer

There are other interesting ways you can construct an 8-bar phrase. Here are some possible shapes (each letter represents two bars of music):

A A B B' or A A' B B'

A B B A or A B B' A'

Choose two of the shapes above and compose your own 8-bar phrases. Use only the notes of one octave of a scale of your choice. Give each melody a title and remember to include lots of expression marks.