


A message to you

Welcome to *Clarinet Basics*, the exciting and modern way to learn the clarinet. Before you begin, here are some ideas to make sure you get the best out of your clarinet playing!

- Get together with other clarinet playing friends whenever you can – there are lots of duets and group pieces (you'll have to borrow your teacher's book for some of these) which will prepare you for playing in ensembles, bands and orchestras.
- Always use the backing tracks () when you can. If you have the CD edition, these are included; if not, they can be accessed from fabermusicstore.com/basics. If you want to change the tempo (speed) of a track, there are many programmes available on the internet that will do this for free.
- Always ask your teacher if there's anything you're not quite sure about, or if anything goes wrong with your instrument.
- Try to practise regularly – it's the time when you do most of your learning! Do as much as you

want to – don't set yourself time limits. If you include the '4Ps' in every practice session, you'll be doing well. Here they are:

- **Posture** Think about how you are standing (or sitting) and how you are operating the instrument (your teacher will tell how to do these things properly!)
- **Pulse** Always (and I mean always!) count yourself in (one or two bars) before you begin any piece, exercise or improvisation. The difference this will make will be immense! And understanding rhythm will never be a problem.
- **Phonology** This is just a fancy word for sound! Listen to the sound you make. Is it the best you can? Are you continually listening to other players? When you can, are you putting lots of contrast into dynamic levels?
- **Personality (of the music)** Are you always putting character into your pieces?

Enjoy your clarinet playing – you are setting off on a wonderful journey that will give you a skill to last all your life.

A message to your parent/teacher

This tutor is based on a number of principles which have emerged from my own experiences as a teacher, from sharing ideas with fellow teachers and from observing the reactions of the pupils I have had the pleasure of teaching.



Young players like and respond positively to structured, imaginative and methodical teaching.

They also:

- prefer catchy tunes to exercises and studies
- would rather be entertained than lectured
- enjoy fun titles
- learn best what they want to know and what they need to know
- like to laugh.

I have tried my best to follow these principles!

New features are introduced and then reinforced in a logical and uncluttered fashion. Information is provided only on a strictly 'need to know' basis. There are, of course, exercises and studies but these are all carefully disguised and there is a broad mixture of newly composed music together with old favourites and popular tunes.

I have tried not to get in the way of the teacher but, instead, to provide a method that both pupil and teacher can enjoy together. The separate Teacher's book contains a mix of piano accompaniments () and clarinet duet parts (.


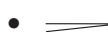

Learning to play the clarinet is certainly demanding; but I very much hope that this tutor will make it a highly enjoyable challenge.

Paul Harris


Stage

12

Fact file

-  means the same as **crescendo**, ie. Getting louder.
-  means the same as **diminuendo**, ie. Getting softer.
- **Lento** means slowly.
- **Grazioso** means gracefully.
-  is another way of writing two bars' rest.


New note E



Warm up



Bounce



55 Dinosaur park



Top tip

Keep all your fingers relaxed when you play low E.

97

Dark bluesy

98*

Very steady

Musical score for 'Dark bluesy' in 4/4 time, key of B-flat major. The score consists of four staves of music. The first staff begins with a 2-measure rest, followed by a series of eighth notes and quarter notes, marked with a forte (*f*) dynamic. The second staff continues the melody, marked mezzo-piano (*mp*) and includes a crescendo (*cresc.*) marking. The third staff features a 2-measure rest followed by eighth notes and quarter notes, marked forte (*f*). The fourth staff concludes the piece with a decrescendo (*dim.*) marking.

* orchestrated version

99

Stranger on the shore

Moderato, with feeling

Acker Bilk

Musical score for 'Stranger on the shore' in 4/4 time, key of D major. The score consists of five staves of music. The first staff begins with a 3-measure rest, followed by a series of quarter notes and eighth notes, marked mezzo-forte (*mf*). The second staff continues the melody, marked forte (*f*). The third staff features eighth notes and quarter notes, marked mezzo-piano (*mp*). The fourth staff includes a crescendo (*cresc.*) marking and a dynamic shift from forte (*f*) to mezzo-forte (*mf*). The fifth staff concludes the piece with a decrescendo (*poco dim.*) marking.