

# Contents





















Preface to the Teacher	4	La (A) Do (C), Tib (B <sub>b</sub> ) Do (C) and Ti <sub>b</sub> (B <sub>b</sub> ) Re (D) Chords	26
Music Facts and Note Reading	5	Green Gravel	27
Eency Weency Spider	8	Three Note Fa (F) Position Chords	28
So (G) Position Do (C) Chord	10	Music Symbol/Question Match	29
Three So (G) Position Chords	11	The Bear Went Over the Mountain	30
Lavender's Blue	12	Drawing Notes in Both Clefs	33
About Our Dog and Me	14	Billy and the Piano	34
Come Out and Play	16	London Bridge	36
The Fly and the Bumblebee	18	Note Identification	37
Transposition Practice	20	Thanksgiving Day	39
Fa (F) Position Exercise	21	Dreydl	40
Two Note Fa (F) Position Chords	22	Jingle Bells	42
Go Tell Aunt Rhodie	23	Dictionary of Music	44
Jeffy's Lullaby	24	Certificate of Accomplishment	46

# Preface to the Teacher

**This book continues on in a  
logical fashion from Book 1**

1. New more complicated songs in the key of G including using 3/4 time are presented.
2. The key of F is introduced in the same manner as keys of C and G.
3. Extended hand position is begun with use of 6 note melodies and crossing over thumb with index finger.
4. The IV chord is introduced in all keys.
5. Dotted rhythms are introduced.
6. Dynamic indications, staccato and legato touches are utilized in pieces as well as two-note and longer phrases.
7. Transposition of previous melodies to new keys is introduced.
8. The use of Solfege as well as alphabet letters for music language is continued.

# Music Facts and Note Reading

	Treble (So or G) clef - a music sign used for higher notes.
	Bass (Fa or F) clef - a music sign used for lower notes.
	Time signature - means each measure contains four beats and a quarter note gets one beat.
	Quarter note - one beat of sound.
	Quarter rest - one beat of silence.
	Eighth notes - two equal one beat of sound.
	Half note - two beats of sound.
	Forte means loud.
	Piano means soft.
	Grand staff is the treble and bass clef braced together.
	Brace - used to tie the bass and treble clefs together.
	Measure - the space between the bar lines.
	Chord - the word used to indicate two or more notes played at the same time.
	Mezzopiano - means medium soft.
	Mezzoforte - means medium loud.
	Dotted half note (half note dot) - three beats and a quarter note gets one beat.
	Time signature - means each measure contains three beats and a quarter note gets one beat.
	Whole note (great big whole note) - four beats of sound.
	Sharp sign - means to play the black key (or white key in places where there are no black keys) to the right of the named note.
	Key signature - the sharp or flat signs placed beside the clef signs. These indicate which notes are to be played sharp or flat the entire song.
	Sforzando - means suddenly loud.
	Whole rest - one measure of silence.
	Half rest - two beats of silence.
	Da Capo al Fine - means to go back to the beginning and end at fine (finish).

# Music Facts and Note Reading

