

Bikutsi Rhythm #1

Left hand:

Right hand:

Combine these hand figures and mark the time with your feet. Respect the accents for 3/4 "super imposition."

Try these variations with original Bikutsi bass drum ostinato:

A

B

Exercise

Flam roll for bass drum independence.

A

B

C

D

E

12/8 Ekang Rhythm #2

Play left and free.

A

12/8

B

12/8

C

12/8

Ekang Jazz Variation

D

12/8

Mbala Rhythm #3

Mbala Jazz Variations

A

Musical notation for variation A, featuring a 12/8 time signature. The notation consists of two staves. The upper staff contains a sequence of rhythmic patterns represented by 'x' marks and accents, with some notes containing a '7' indicating a specific drum part. The lower staff shows the corresponding drumset notation with various note values and rests.

B

Musical notation for variation B, featuring a 12/8 time signature. The notation consists of two staves. The upper staff contains a sequence of rhythmic patterns represented by 'x' marks and accents, with some notes containing a '7'. The lower staff shows the corresponding drumset notation with various note values and rests.

Traditional Variations

C

Musical notation for variation C, featuring a 12/8 time signature. The notation consists of two staves. The upper staff contains a sequence of rhythmic patterns represented by 'x' marks and accents. The lower staff shows the corresponding drumset notation with various note values and rests.

D

Musical notation for variation D, featuring a 12/8 time signature. The notation consists of two staves. The upper staff contains a sequence of rhythmic patterns represented by 'x' marks and accents. The lower staff shows the corresponding drumset notation with various note values and rests.

E

Musical notation for variation E, featuring a 12/8 time signature. The notation consists of two staves. The upper staff contains a sequence of rhythmic patterns represented by 'x' marks and accents. The lower staff shows the corresponding drumset notation with various note values and rests.

Bass & Drum

Write and play the Mangambeu rhythms with the following bass lines.

Mangambeu Rhythm #1

Musical notation for Mangambeu Rhythm #1. The piece is in 12/8 time. The bass line consists of four measures. The first measure contains a quarter rest, followed by eighth notes G2, F2, E2, D2, C2, B1. The second measure contains a quarter rest, followed by eighth notes A1, G1, F1, E1, D1, C1. The third measure contains a quarter rest, followed by eighth notes B1, A1, G1, F1, E1, D1. The fourth measure contains eighth notes C1, B1, A1, G1, F1, E1, D1, C1, with a fermata over the final C1.

Mangambeu Rhythm #2

Musical notation for Mangambeu Rhythm #2. The piece is in 12/8 time. The bass line consists of four measures. The first measure contains eighth notes G2, F2, E2, D2, C2, B1. The second, third, and fourth measures each contain a quarter rest followed by a double bar line with a repeat sign.

Mangambeu Rhythm #3

Musical notation for Mangambeu Rhythm #3. The piece is in 12/8 time. The bass line consists of four measures. The first measure contains a quarter rest, followed by eighth notes G2, F2, E2, D2, C2, B1. The second measure contains a quarter rest, followed by eighth notes A1, G1, F1, E1, D1, C1. The third measure contains a quarter rest, followed by eighth notes B1, A1, G1, F1, E1, D1. The fourth measure contains a quarter rest, followed by eighth notes C1, B1, A1, G1, F1, E1, D1, C1, with a fermata over the final C1 and a '2' above the staff.

Mangambeu Rhythm #4

Musical notation for Mangambeu Rhythm #4. The piece is in 12/8 time. The bass line consists of four measures. The first measure contains eighth notes G2, F2, E2, D2, C2, B1. The second measure contains eighth notes A1, G1, F1, E1, D1, C1. The third measure contains eighth notes B1, A1, G1, F1, E1, D1. The fourth measure contains eighth notes C1, B1, A1, G1, F1, E1, D1, C1, with a fermata over the final C1 and a '2' above the staff.

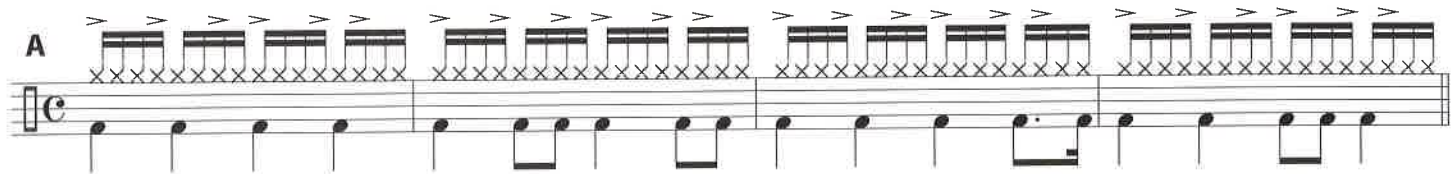
Mangambeu Rhythm #5

Musical notation for Mangambeu Rhythm #5. The piece is in 12/8 time. The bass line consists of four measures. The first measure contains eighth notes G2, F2, E2, D2, C2, B1. The second measure contains eighth notes A1, G1, F1, E1, D1, C1. The third measure contains eighth notes B1, A1, G1, F1, E1, D1. The fourth measure contains eighth notes C1, B1, A1, G1, F1, E1, D1, C1, with a fermata over the final C1 and a '2' above the staff.

Makassi

Alternat sticking left or right:

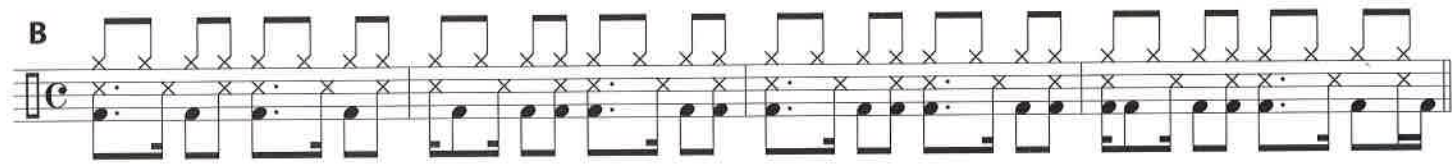
A



Musical notation for section A, featuring a complex rhythmic pattern with alternating sticking directions indicated by arrows above the notes.

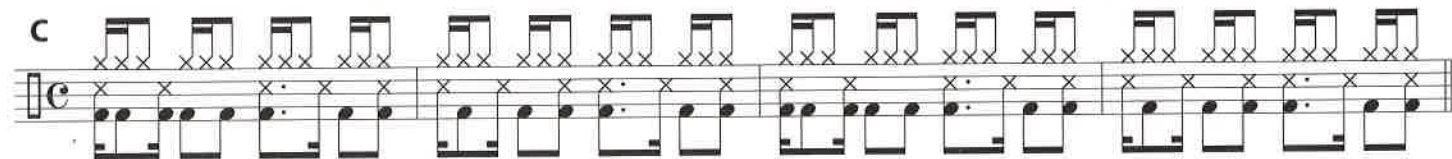
Right hand = hi-hat, left hand = rim shot

B



Musical notation for section B, showing a rhythmic pattern with alternating sticking directions.

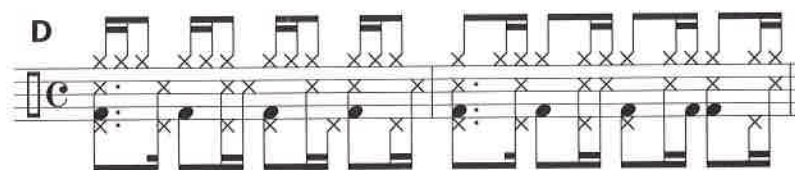
C



Musical notation for section C, showing a rhythmic pattern with alternating sticking directions.


Right hand = cymbal or additional hi-hat.

D



Musical notation for section D, showing a rhythmic pattern with alternating sticking directions.

E



Musical notation for section E, showing a rhythmic pattern with alternating sticking directions.