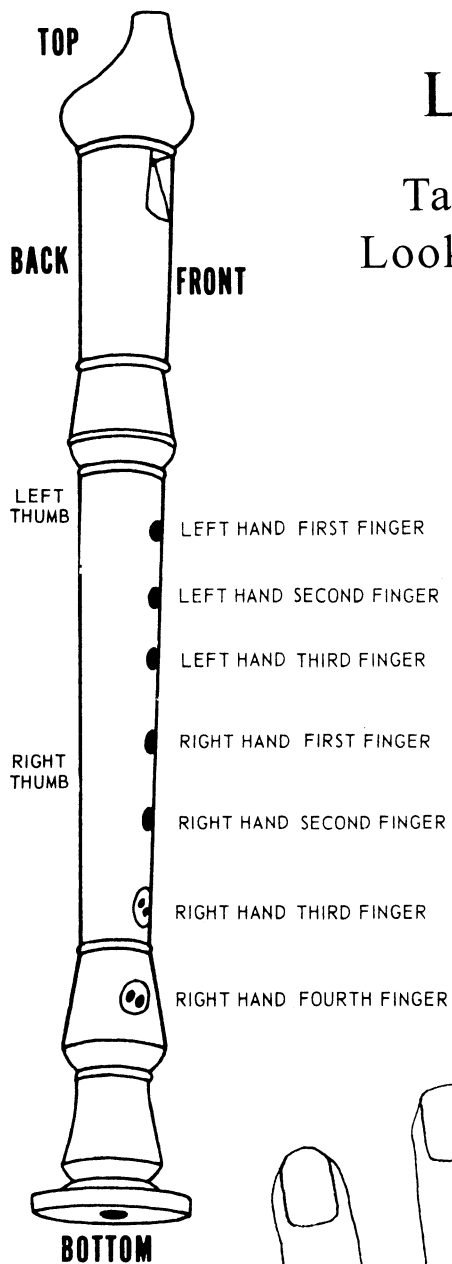


TABLE OF CONTENTS

Foreword To The Teacher	3
Fingering Chart	4
Let's Get Started	5
Holding Your Recorder	6
Playing Your Recorder	7
Second Space A	7
Time Signature: $\frac{4}{4}$	8
Quarter Note and Quarter Rest.	8
Breath Mark	8
Third Line B.	9
Second Line G	10
Half Note and Half Rest	11
Whole Note and Whole Measure Rest	12
Third Space C	13
Time Signature: $\frac{2}{4}$	15
Fourth Line D	16
Duet	17
Time Signature: $\frac{3}{4}$	18
Dotted Half Note	18
First Space F#	20
The Tie	21
Round	22
First Line E	23
Repeat Signs	24
Low D	25
First and Second Ending	26
Staccato Mark	27
Eighth Note and Eighth Rest	28
Incomplete Measure	30
Da Capo al Fine	31
Index Of Titles	32

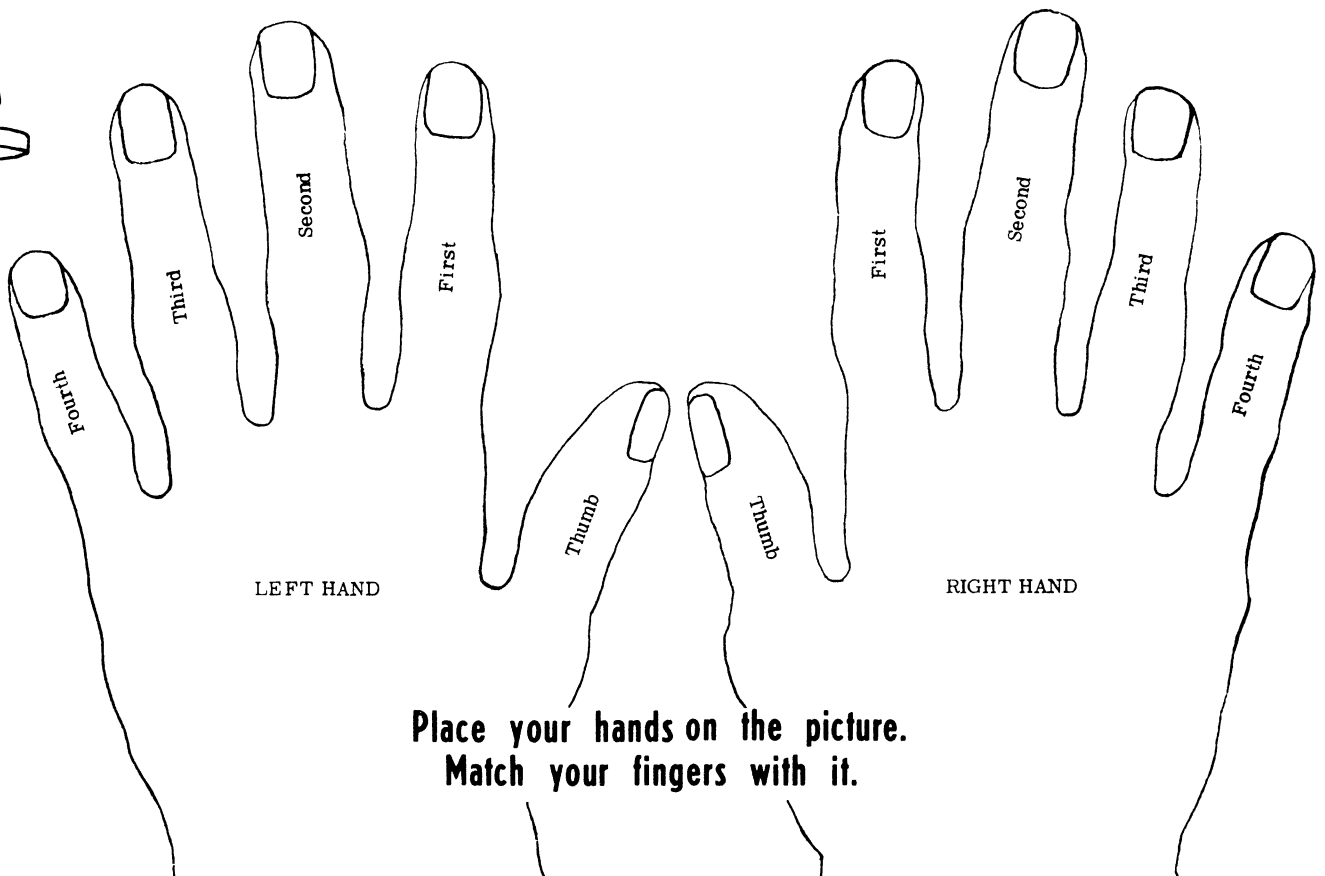
LET'S GET STARTED

Take your recorder out of its case.
Look at it carefully. What do you see?

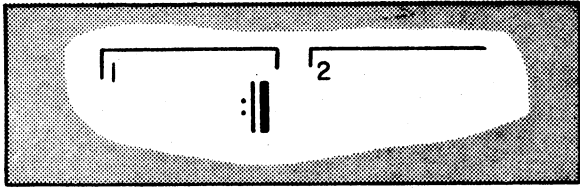


The recorder has seven holes in front in addition to a thumb hole at the back. The thumb hole is covered by the left thumb. The top three holes are covered by the first three fingers of the left hand. We do not use the fourth finger of the left hand.

The bottom four holes are covered by the four fingers of the right hand. We use the right thumb to support the recorder.



Place your hands on the picture.
Match your fingers with it.



After you play the *first ending* (1) go back and repeat the section. The 2nd time through, play the *second ending* (2) only.

FAITH OF OUR FATHERS

Hymn

Moderato

Faith of our fa - thers liv - ing still,
Oh, how our hearts beat high with joy

1. In spite of dun - geon, fire and sword;
When - e'er we hear that

2. glo - rious word! Faith of our fa - thers, ho - ly

faith! We will be true to thee till death.

AU CLAIR DE LA LUNE

English Lyric by S.B. and G.B.

French

Allegretto

In the sil - ver moon - light stands Pier - rot at night;
Ask - ing for a pen - cil so that he can write.

Burn'd out is his can - dle, and it shines no more;

"O - pen now, I beg you, please un - lock the door."