

Contents












	Page		Page
Review (Note Reading, Rhythm, Music Symbols)	3-5	Dynamics - <i>pp</i> and <i>ff</i> , Tempo Markings	25
Whole Steps	6	Key Signature and Chord Review	26
Intervals - 6ths	7	C Major Scale and Chords	28
Leger Lines and Spaces	8	C Major Arpeggio and Note Reading - C Major	29
The Dotted Quarter Note	9	G Major Scale and Chords	30
Intervals - 7ths	11	G Major Arpeggio and Note Reading - G Major	31
Intervals - 8ths (Octaves)	12	D Major Scale and Chords	32
The Tetrachord	13	D Major Arpeggio and Note Reading - D Major	33
Triads - Root Position	14	F Major Scale and Chords	34
Primary Chords - Root Position	15	F Major Arpeggio and Rhythm Practice	35
C Major Chord Progression: I - IV - I	16	Minor Chords	36
C Major Chord Progression: I - V - I	17	Minor Five Finger Patterns	37
C Major Chord Progression: I - IV - I - V - I	18	Major and Minor Triads - Root Position	38
The V7 Chord in C Major	19	Rhythm Review ($\frac{4}{4}$ Meter)	39
Puzzle: Review	20	General Review	40
The V7 Chord in G and F Major	21	Listening Skills - Review	42
Primary Chords in C Major	22	Manuscript Paper	43-44
Primary Chords in G and F Major	23	Answers and Teacher's Listening Examples	45-51
D Major Scale and Chord Progression	24		

Supplementary materials correlated with
LESSONS, Level Two, from the
David Carr Glover METHOD for PIANO


THEORY	Introduce with Page 4
PERFORMANCE	Page 6
SIGHT READING AND EAR TRAINING	Page 6
TECHNIC	Page 8












Additional teaching aids include
Music Assignment Book, Music Flash Cards,
Manuscript Writing Book

Note Reading Review


treble staff LINE notes						treble staff SPACE notes					
											
	Middle C	E	G	B	D	F	D	F	A	C	E

1. Name these notes.



bass staff LINE notes						bass staff SPACE notes					
											
	G	B	D	F	A	C	A	C	E	G	B

2. Name these notes.

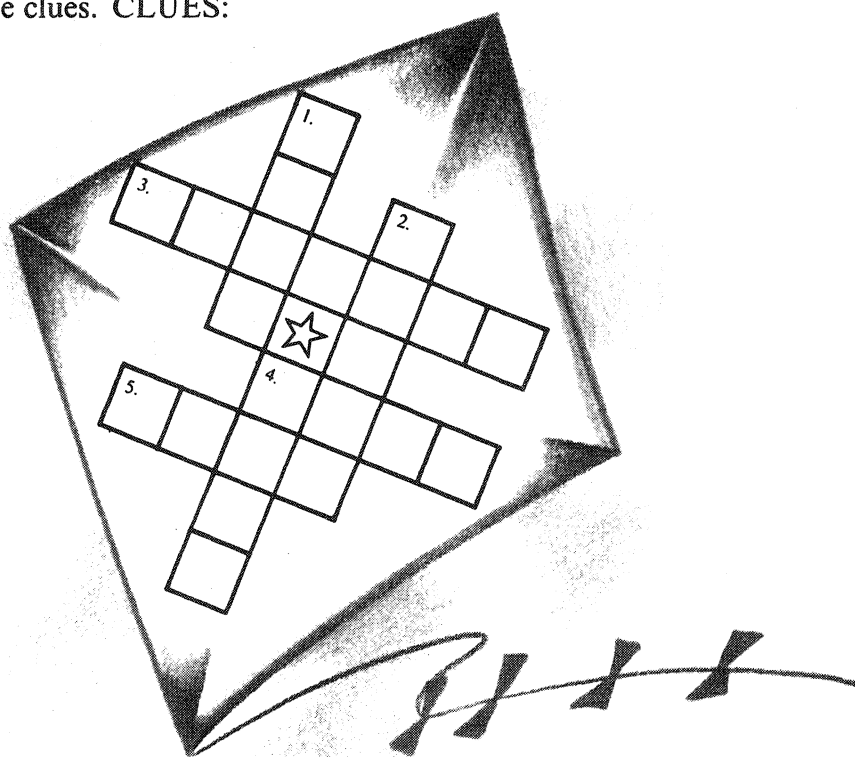



3. Solve the puzzle by naming the notes in the clues. CLUES:

DOWN:











ACROSS:



Use before pages 4-5, LESSONS, Level Two.

Rhythm Review

4. On the line under each box, write the number of beats the note or rest receives in 4/4 time.

1. 	2. 	3. 	4. 	5. 	6. 	7. 	8. 
---	---	---	---	---	---	---	---

— — — — — — — —

5. Write the number of the box (above) that has the matching symbol:

A. A half note 5

B. An eighth rest _____

C. A whole rest _____

D. A whole note _____


E. A quarter note _____

F. A half rest _____












G. A quarter rest _____

H. One eighth note _____

6. Add the value of the notes and rests in the petals of each flower. Write the total number on the line in the center of the flower.



7. Write the beats under these measures. Draw the correct time signature at the beginning of the line.

— — — — — — — — — — — — — — — — — —