

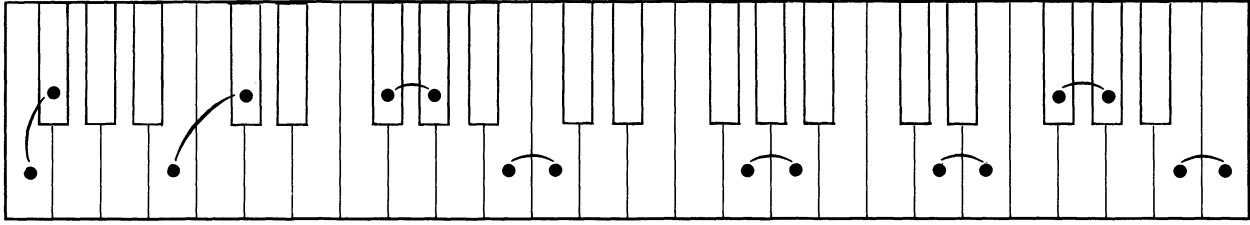
## Contents

	Page		Page
Music Fundamentals - Reference and Review ...	4-5	Eighth Note and Eighth Rest .....	25
Position (Review) .....	6	RISE AND SHINE (Solo) .....	25
THIS OLD MAN (Solo) .....	6	G Major Position (Review) .....	26
Position (Review) .....	7	KEY OF G WITH EASE, PLEASE (Solo) ...	26
I'M A LITTLE TEAPOT (Solo) .....	7	Natural Sign .....	27
Half Steps, Whole Steps, Sharps, Flats, Accidentals .....	8	MONDAY MORNING BLUES (Solo) .....	27
Key of C Major, C Major Position (Review) .....	9	More Half Steps, Whole Steps .....	28
TAKE IT EASY (Solo) .....	9	Key of F Major, F Major Position .....	29
Reviewing Intervals, Harmonic and Melodic Intervals .....	10	AT EASE, PLEASE (Solo) .....	29
First and Second Ending, Mezzo Piano, Mezzo Forte .....	11	F POSITION FISHIN' (Solo) .....	30
ROW YOUR BOAT (Solo) .....	11	THE WINDMILL (Solo) .....	31
Tempo, Tempo Marks .....	12	8va Sign .....	32
GO TELL AUNT RHODIE (Solo) .....	12	THE MISCHIEVOUS PUPPET (Solo) .....	32
Ritardando, Staccato, Legato (Review) .....	13	SUNNY DAY (Solo) .....	34
ROLLER COASTER (Solo) .....	13	YOU NAME IT! (Solo) .....	35
Upbeat .....	14	THEME FROM "THE SURPRISE SYMPHONY" (Solo) - [Joseph Haydn] .....	36
WHEN THE SAINTS GO MARCHING IN (Solo) .....	14	Changing Positions .....	37
Middle C Position (Review) .....	16	AU CLAIR DE LA LUNE (Solo) .....	37
THE GIFT TO BE SIMPLE (Solo) [Aaron Copland] .....	16	C, F and G Positions .....	38
Tone Balance .....	18	CHANGING PARTNERS (Solo) .....	38
MERRY-GO-ROUND (Solo) .....	18	ROCK IT! (Solo) .....	40
Reviewing Half Steps, Whole Steps, Key Signature .....	19	Damper Pedal .....	41
Key of G Major, New G Major Position .....	20	PEDAL ETUDE (Solo) .....	41
GEE, THAT'S EASY (Solo) .....	20	SHADOWS (Solo) .....	42
Dynamic Signs, Crescendo, Diminuendo .....	21	Form in Music .....	44
SNOWFLAKES (Solo) .....	21	FOLK DANCE (Solo) .....	44
PARADE (Solo) .....	22	CHRISTMAS MEDLEY (Duet) .....	46
Fermata Sign, D.C. al Fine .....	23	New Position .....	47
LULLABY (Solo) .....	23	New Position .....	49
Accent Mark .....	24	Transposition .....	50
WHAT'S FOR DINNER? (Solo) .....	24	HOT CROSS BUNS (Solo) .....	52
		Transposing Hot Cross Buns .....	53
		Pieces I Have Transposed .....	54
		Review .....	55
		Dictionary .....	56-57
		Manuscript Paper .....	58
		Certificate .....	59

# Reviewing


## HALF STEPS - WHOLE STEPS

Under the marked keys write H for half steps and W for whole steps.



\_\_\_\_\_

Under the following pairs of notes write H for half steps and W for whole steps.




\_\_\_\_\_

\_\_\_\_\_

The notes that form the G Major Five Finger Position create a pattern of half and whole steps.




**IMPORTANT:** Notice that although the notes for the G Major Five Finger Position are different from the C Major Five Finger Position, the half and whole step pattern is the same.




## KEY OF G MAJOR

The key of G Major has one sharp, F $\sharp$ , placed at the beginning of each staff. This means all Fs are to be played sharp. This is called the **KEY SIGNATURE**.

(The key of C Major has no sharps or flats.)



# Transposition



Playing music in a key different from that in which it is written is called **TRANSPOSING**.

## TRANSPOSING MELODIES

The following melody is shown three ways. First it is in the key of C Major, then **TRANSPOSED** into the keys of F Major and G Major. Play each melody.

### C MAJOR



Notice the first note. It is C, the same as the key in which the melody is written. Also notice the intervals as the notes step up and down, then skip up and down, ending on C.

### G MAJOR



Notice the first note. It is G, the same as the key in which the melody is written. Also notice the intervals as the notes step up and down, then skip up and down, ending on G.

### F MAJOR



Notice the first note. It is F, the same as the key in which the melody is written. Also notice the intervals as the notes step up and down, then skip up and down, ending on F.

**IMPORTANT:** Notice that although the notes are different in all three keys, **THE PATTERNS OF HALF STEPS, WHOLE STEPS AND OTHER INTERVALS ARE THE SAME.**