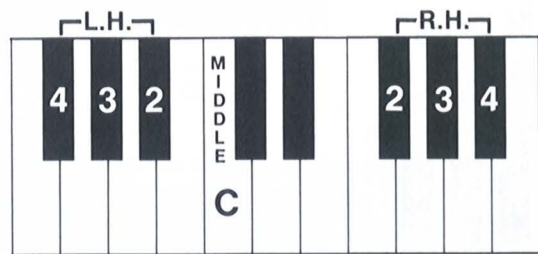


## Contents

At the Piano .....	4
Right Hand, Left Hand, Finger Numbers .....	5
The Piano Keyboard - Black Keys .....	6
Two Black Keys .....	7
TWO BIG BLACK BEARS (Solo) .....	7
Three Black Keys .....	8
THREE BLACK MONKEYS (Solo) .....	8
Rhythm - Quarter and Half Notes .....	9
Rhythm Fun - Bar Lines, Measures, Double Bars .....	10
Repeat Sign .....	11
TWINS (Solo) .....	11
UP IN THE SKY (Solo) .....	12
DOWN IN THE SEA (Solo) .....	12
BIRTHDAY PARTY (Solo) .....	13
THREE NICE MICE (Solo) .....	14
A LOT O' CHOCOLATE (Solo) .....	15
JAPANESE SPRING SONG (Solo) .....	16
Whole Note .....	18
OLD MACDONALD HAD A TRAIN (Solo) .....	18
JOLLY OLD SAINT NICHOLAS (Solo) .....	20
GO, TEAM, GO! (Solo) .....	22
The Piano Keyboard - White Keys .....	24
Finding White Keys .....	25
Middle C Position .....	26
WALKING (Solo) .....	26
STEPPING (Solo) .....	27
GRANDPA'S CLOCK (Solo) .....	28
SKIPPING AND STEPPING (Solo) .....	29
RAIN, RAIN (Solo) .....	30
Certificate of Accomplishment .....	31



DIRECTIONS: See page 11



## Three Nice Mice



1. Three nice mice, On the keys, Play a mel - o - dy for me.  
 2. See them run, hap - pi - ly, Play - ing on the three black keys.



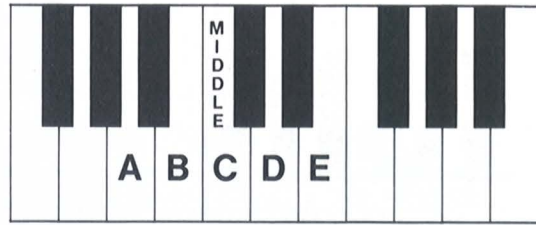
EXPLORE: Memorize “Two Big Black Bears” (page 7) or “Three Black Monkeys” (page 8). Play one of these solos one octave (8 keys) higher as your teacher or a friend plays “Three Nice Mice.”

Second Part:



TEACHER: Press down the damper pedal throughout. Playing this solo with the Explore activities and the second part simultaneously will provide an interesting ensemble. Rhythm instrument accompaniments may be added.


# Middle C Position



3 2 ① 2 3

LEFT HAND | RIGHT HAND

Place both thumbs on Middle C.



# Grandpa's Clock

R.H. 1 2 3 2 | 1 2 | 1 2 | 1

Grand-pa's got a clock that tells the time.

L.H. 1 2 3 2 | 1 2 | 1 2 | 1

Ring-ing ev - 'ry hour, Hear it chime.

Bong!

Repeat the last measure for the number of the hour you like best.