

**To The Student:**

This Method Book is basic text for the FIRST DIVISION BAND COURSE series. To get the most enjoyment from your band activities and to ensure a good mastery of musical fundamentals, what you learn in the Method Book should be applied to the playing of solos, ensembles, and full band pieces as your skill increases.

On various pages in this Method Book, supplementary material is suggested, specially written for your playing ability. It is strongly recommended that these numbers be prepared as the various pages are reached.

**MATERIAL CORRELATED WITH THE FIRST DIVISION BAND METHOD, PART ONE:**

**Solos For Flute**

TIME FOR SOLOS!, BOOK ONE

**Correlated to  
Method pages:**

MARCH FOR FLUTISTS . . . . .	<i>Ralph R. Guenther</i> . . . . .	15
ECHO SONG . . . . .	<i>Ralph R. Guenther</i> . . . . .	15
LA PETITE DANSE . . . . .	<i>Ralph R. Guenther</i> . . . . .	20
LITTLE WALTZ . . . . .	<i>Ralph R. Guenther</i> . . . . .	20
REFLECTIONS . . . . .	<i>Ralph R. Guenther</i> . . . . .	24
SHEPHERD'S SONG . . . . .	<i>Ralph R. Guenther</i> . . . . .	24

*(Some solos may also be available separately)*

**Technic**

FUN WITH FUNDAMENTALS . . . . .	<i>Bill Laas &amp; Fred Weber</i> . . . . .	Part 1 & 2
------------------------------------	---	------------

**Concert Band Books**









OUR FIRST CONCERT ■ AWAY WE GO ■ PLAY AWAY ■ CENTER STAGE

**Concert Band Pieces**

BIG BASS BOOGIE . . . . .	James D. Ployhar
MEXICANA . . . . .	arr. Frank Erickson
OVERTURE FOR YOUTH . . . . .	Eric Osterling
SOMEBODY'S KNOCKING AT YOUR DOOR . . . . .	arr. James D. Ployhar
WILLIAM TELL (Featuring the Trumpet Section) . . . . .	Michael Story
KRAZY KLOCK II . . . . .	James D. Ployhar

# Reading Music

You should know these things before we start to play.

<p><b>STAFF</b></p>  <p>5 lines and 4 spaces</p>	<p><b>CLEF SIGN (Treble)</b></p> 	<p><b>BAR</b></p>  <p>Divides the staff into measures</p>	<p><b>MEASURE</b></p>  <p>Space between two bars</p>	<p><b>DOUBLE BAR</b></p>  <p>Marks the end of a section</p>
<p><b>WHOLE NOTE</b></p>  <p>Play 4 Counts</p>	<p><b>WHOLE REST</b></p>  <p>Rest 4 Counts</p>	<p><b>TIME SIGNATURE</b></p>  <p>4 Counts in each measure</p>		

Items in these ovals are NEW, or used for the first time.

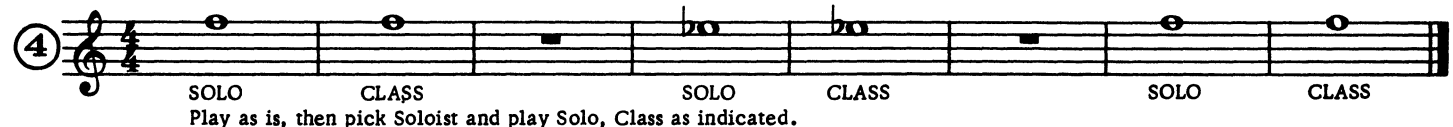
NOTE: Most people starting out on Flute get a bit dizzy for a few weeks until they get accustomed to blowing the Flute. Don't let this bother you because the dizziness won't hurt you and it will soon disappear.


## Let's Play

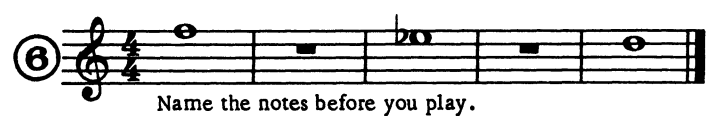
①  


③ 

## Who's the Champ?

④ 

⑤ 

⑥ 

⑦ 

⑧ 