

GUITAR I ENSEMBLE I

STUDENT BOOK

CONTENTS

Love Somebody	3
The Trolley Song	6
When the Saints Go Marching In	9
Down in the Valley	12
Variations on Old Saint Nick	15
Dona Nobis Pacem	18
Blue Rock	21
Minuet	24
Blue Moon	27
Goin' Home Blues	30



Copyright © MCMXCIV, MMIII by Alfred Publishing Co., Inc.
All rights reserved. Printed in USA.

ISBN 0-89898-736-9 (Book)



Foreword



This book contains ten ensemble pieces, correlated to *Guitar Method 1* of *Belwin's 21st Century Guitar Library*. All ensembles are written with three guitar parts and optional piano, bass and percussion parts. The recording is designed so all parts can be heard, or the guitar parts can be removed.



Guitar Method 1 introduces rests on page 43. To play ensemble music it is necessary to understand rests from the beginning.



Rests

A rest is a period of silence. Each type of note has a corresponding rest:

Whole Rest:  =  = 4 beats

Half Rest:  =  = 2 beats

Quarter Rest:  =  = 1 beat

Eighth Rest:  =  = 1/2 beat

When playing a note followed by a rest you should stop that note from ringing. To stop a fretted note from ringing, release the finger pressure on that note. To stop an open string from ringing, you can either gently touch the string with your left hand, or use the palm of your right hand to deaden the note.

