


# Contents

	Page	CD Track		Page	CD Track
The Art of Twang.....	3	3	Deck the Halls .....	27	37
The Key of C.....	4	4	<b>Shuffle Feel</b> .....	28	38
Exploring the Neck.....	5	5	Catching Some ZZ.....	28	38
<b>Primary Chords in the Key of C</b> .....	6	6	<b>New Time Signature: Cut Time (♩)</b> .....	29	39
Hush, Little Baby.....	6	7	The Entertainer.....	29	40
<b>The F Chord</b> .....	7	8	<b>Triplets</b> .....	30	41
C Blues Rag.....	7	9	<b>Romanza (Introduction)</b> .....	30	42
Amazing Grace .....	8	10	Romanza.....	31	43
Rockin' Rhythm.....	8	11	<b>Rock Workshop 203:</b>		
Liberty.....	9	12	<b>Lead Guitar Techniques</b> .....	32	44
Electra-Glide.....	9	13	<b>Rock Workshop 204:</b>		
<b>Secondary Chords in the Key of C</b> .....	10	14	<b>The Blues Shuffle Rhythm</b> .....	33	45
Do-Wop Guitar.....	10	15	Blue Shuffle.....	33	46
<b>The Dotted Quarter Rhythm</b> .....	11	16	Blue Shuffle (Lead Guitar) .....	34	47
Auld Lang Syne.....	11	17	<b>The 7th Chord</b> .....	35	48
Silent Night.....	11	18	Blue Shuffle (Rhythm Variation) .....	35	49
<b>Sharps, Flats, and Naturals</b> .....	12	19	<b>The Key of D</b> .....	36	50
Für Elise .....	13	20	<b>Exploring the Neck</b> .....	37	51
<b>Rock Workshop 201:</b>		Lead	<b>Primary Chords in the Key of D</b> .....	38	52
<b>Lead Guitar Techniques</b> .....	14	21	Bass Country.....	38	53
Lead Street.....	15	22	<b>Secondary Chords in the Key of D</b> .....	39	54
<b>The Key of G</b> .....	16	23	Shenandoah.....	39	55
<b>Exploring the Neck</b> .....	17	24	<b>The 2nd Position</b> .....	40	56
<b>Primary Chords in the Key of G</b> .....	18	25	Hangin' With Hanon.....	40	57
<b>The Bass/Chord Accompaniment Pattern</b> ..	18	26	Flowers of Edinburgh.....	41	58
<b>Secondary Chords in the Key of G</b> .....	19	27	<b>More on the 2nd Position</b> .....	42	59
Bass/Chord Beat .....	19	28	2nd Position (with open strings) .....	42	59
<b>Star of the County Down</b> .....	20	29	2nd Position (no open strings) .....	42	60
<b>Syncopation Studies</b> .....	21	30	Dixie .....	43	61
<b>Margaritaville</b> .....	22	31	<b>Rock Workshop 205:</b>		
<b>Rock Workshop 202:</b>			<b>More on the Shuffle Groove</b> .....	44	62
<b>Moveable Power Chords</b> .....	24	32	Stevie's Blues (Rhythm Guitar).....	44	63
Rockin' .....	25	33	Stevie's Blues (Lead Guitar) .....	45	64
Heavy Cream .....	25	34	<b>Classical Gas</b> .....	46	65
<b>The Art of Solo Guitar</b> .....	26	35	<b>Guitar Fingerboard Chart</b> .....	48	
Plaisir D'Amour.....	26	36			

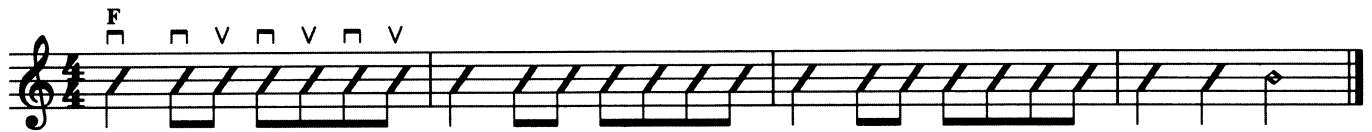
8

The F chord is one of the most difficult chords you will have to learn. But, like every other guitarist who has struggled with this chord, after a few weeks you will have it mastered.

**The Barre:** In order to play the F chord, you must lay your first finger flat across the first and second strings. This is called a *barre*. Place your thumb behind the neck to give your hand strength.




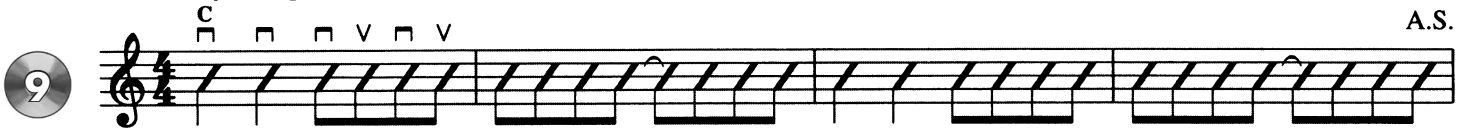
**Tip:** If at first you can't get all four notes to sound, concentrate on getting a good sound out of the lowest three notes (F A C); the high F will come with time.



**New Rhythm:** "Swing Feel" consists of an **uneven eighth note rhythm**. Uneven eighth notes are played: long-short-long-short. Have your teacher demonstrate or listen to the recording.

## C Blues Rag

Lively swing



*Suggested Teacher Accompaniment:*  
(Lively Swing)



# Secondary Chords in the Key of C

14

**Am**

**Am Chord**

**Dm**

**Dm Chord**

After C, F and G7, the next most common chords in the key of C are A minor and D minor.

**Theory:** D minor is built on the second note in the C scale, so it is referred to as the II chord. A minor is built on the sixth note in the C scale so it is referred to as the VI chord:

The melody to *Do-Wop Guitar* is based on **arpeggios** (chord tones played in succession, rather than simultaneously; also called a *broken chord*). Hold the full chord and pick out the notes you need. Learn both the accompaniment and melody.

## Do-Wop Guitar

Moderately

15