

TABLE OF CONTENTS

EXPLANATION OF NUMBER SYSTEM	10
PHRASING AND SLURRING	10
PHRASING AND PICKING THE TRIPLET	11
PICKING SUGGESTIONS	13
EXPLANATION OF CHORD ACCOMPANIMENT FOR SOLOS	14
MAJOR AND MINOR SCALE HARMONY	14
ALTERED AND UNALTERED CADENCES	14

SOLOS AND CHORD ACCOMPANIMENTS

CHORD ACCOMPANIMENT	16
BOSSA NOVA SOLO #1	17
BOSSA NOVA SOLO #2	18
CHORD ACCOMPANIMENT	19
MODERN SWING	20
CONTEMPORARY SWING	22
CHORD ACCOMPANIMENT	24
SWING	25
CONTEMPORARY SOLO #1	26
CHORD ACCOMPANIMENT	27
BE-BOP SOLO #1	29
CONTEMPORARY SOLO #2	30
CHORD ACCOMPANIMENT	32
BOSSA NOVA SOLO #3	34
CHORD ACCOMPANIMENT	37
BE-BOP SOLO #2	37
ULTRA CONTEMPORARY	40
PEACEFUL JOURNEY	42
CHORD ACCOMPANIMENT	46
CONTEMPORARY SWING	48
CHORD ACCOMPANIMENT	50
BE-BOP SWING	52
CONTEMPORARY SOLO #3	54

EXPLANATION OF NUMBER SYSTEM

In the number system used in this book, the numbers above the staff indicate positions, and the numbers below the staff show the fingering. The numbers to the left of the treble sign are bar numbers.

Remember, the first finger determines what position you are in.

PHRASING AND SLURRING

Phrasing dynamics are achieved by picking a note and slurring up or down into another note. Slurring is especially effective with minor seconds, major seconds, minor thirds, and chromatic passages. Examples #1, #2, and #3 illustrate this principle.

The technique of accenting every other note in a group of eighth notes gives the music a pulsating effect. See example #4.

P = Pick S = Slur > = Accent note

Example 1



Bossa Nova Solo #1
Bars 5 and 6

Example 2



Bossa Nova Solo #1
Bars 14 and 15

Example 3



Bossa Nova Solo #2
Bars 13 and 14

Example 4

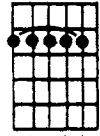


Swing
Bars 1 and 2

CHORD ACCOMPANIMENT

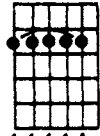
Remember, FOR BOSSA NOVA SOLO #1 AND BOSSA NOVA SOLO #2
this number → 8

tells you on
which fret
the chord
begins.




111111

Cm11



111111

Cm11




2 314

C7^b9




1121

Fm11




2134

Fmi9



3141

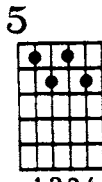
Fmi7



1141

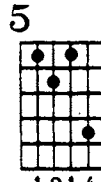
Fmi7/E^b

1



1324

Dmi7^b5



1214

Dmi11^b5



2134

G7+9




2131

G7^b9



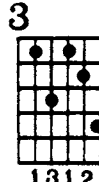
111111

Cm11



2 341

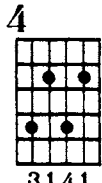
Cm11



1312

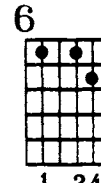
Cmi7

5



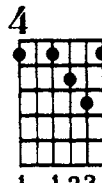
3141

E^bmi7



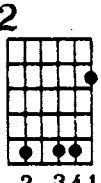
1 243

E^bmi7




1 1231

A^b13



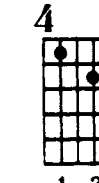
2 341

D9



43111

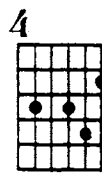
D^bMa7



1 342

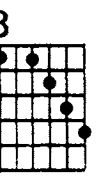
D^bMa7

9



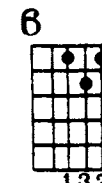
2 341

Dmi7^b5



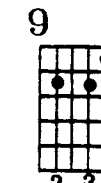
1 1234

G13[#]9



1324

A^b0(G7^b9)



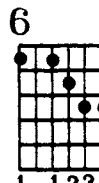
2 314

G7^b9



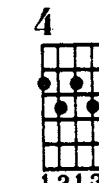
111113

Cm11



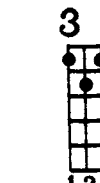
1 1234

B^b13



121341

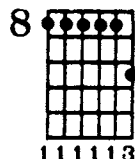
A^b13^b5



121341

G13^b5

13



111113

2 Cm11

BOSSA NOVA SOLO #1

In the Key of C minor, the most common and important progression is D-7^b5, G7, C-7 (also referred to as IImi 7^b5, V7, Imi7.) Bars 5 through 8 and 13 through 15 are examples of lines that work over this progression. Remember, you may wish to extract these lines and use them in your own solos. Bars 9 through 12 contain a IImi7, V7, I Maj progression. (In the key of D^b: E^b-7, A^b7, D^b Maj.) Note that the dominant chord G7 is altered to G7^b9.

tempo: moderate Bossa Nova

The musical score consists of six staves of guitar notation in C minor. Each staff includes chord names and fingerings for the left hand.

- Staff 1 (Measures 1-5):** Chords: Cmi7 (measures 1-2), Cmi7 (measures 3-4), Fmi7 (measure 5). Fingerings: 4 4 3, 1 4 1 2, 3 1 4 4, 2 4 3 1, 2 4 2, 1 2, 4 1 2 1.
- Staff 2 (Measures 4-8):** Chords: Dmi7^b5 (measures 4-5), G7^b9 (measures 6-8). Fingerings: 1, 1 2 1 4, 2 1 3 1, 2 4 3 4, 2 1 4 1.
- Staff 3 (Measures 7-12):** Chords: Cmi7 (measures 7-8), E^bmi7 (measures 9-12). Fingerings: 2 3 3 2, 1, 2 3, 3, 4 3 4, 1 4 3 2.
- Staff 4 (Measures 10-13):** Chords: A^b13 (measures 10-11), D^bMa7 (measures 12-13). Fingerings: 1 4 2 3, 2 3 1 4, 1 1 3 4, 3 4 1, 1.
- Staff 5 (Measures 13-15):** Chords: Dmi7^b5 (measures 13-14), G7 (measure 15). Fingerings: 4 1 2 3, 1 2 4 4, 2 1 4 1, 2 1 2 1, 3 3 2 3 2 3 1 2.
- Staff 6 (Measures 16-17):** Chords: Dmi7^b5 (measure 16), G7 (measure 17), Cmi7 (measures 18-19). Fingerings: 3, 3.