

# CELEBRATION

SSA, accompanied, with optional bass, guitar and drums\*

Words and Music by  
 RONALD BELL, CLAYDES SMITH, GEORGE BROWN,  
 JAMES TAYLOR, ROBERT MICKENS, EARL TOON,  
 DENNIS THOMAS, ROBERT BELL and EUMIR DEODATO  
 Arranged by KIRBY SHAW

Performance time: approx. 3:30

Tribal rock (♩ = 126)

(party sounds to end of m. 5) (optional handclaps on beats 2 and 4 to m. 14)  
 N.C.

ACCOMP.

S  
S

(unis.) *mf*

mf

Ya - hoo! It's a cel-e - bra-tion!\_

A

Ya - hoo! It's a cel-e - bra-tion!\_

5

F/A B $\flat$  F/A B $\flat$  F/A C F/A B $\flat$  F/A B $\flat$  F/A C

9

Cel - e - brate good times, come on! Let's cel - e-brate!

Cel e - brate good times, come on! Let's cel - e-brate!

9

F/A B $\flat$  F/A B $\flat$  F/A C F/A B $\flat$  F/A

\*Bass/Guitar/Drums see pp. 10-11.

1. | 2.

14

There's a par - ty go - ing on right here;\_

There's a par - ty go - ing on right here;\_

1. B $\flat$  F/A C | 2. B $\flat$  F/A C | 14 B $\flat$ /C

a cel - e - bra - tion to last through - out the years;\_

a cel - e - bra - tion to last through - out the years;\_

F/C C | B $\flat$ /C

15

so bring your good times, and your laugh - ter too.\_

so bring your good times, and your laugh - ter too.\_

Dm/C C | 18 B $\flat$ /C | F/C C

We gon' cel - e - brate your par - ty with you. Come on now;

We gon' cel - e - brate your par - ty with you. Come on now;

Bb/C Dm/C C

22 cel - e - bra - tion... Let's all cel - e - brate\_ and

cel - e - bra - tion... Let's all cel - e - brate\_ and

22 Bb/C F/C C Bb/C

26 have a good time;\_ cel - e - bra - tion...

have a good time;\_ cel - e - bra - tion...

Bbma7/C C 26 Bb/C F/C C

We gon' cel-e-brate\_ and have a good\_ time;\_

We gon' cel-e-brate\_ and have a good\_ time;\_

B/C Bbmaj7/C C

30 It's time to come to-gether; it's up to you;

It's time to come to-gether; it's up to you;

30 Fmaj9 Em7 G/A

what's your\_ plea-sure?\_ Ev - 'ry - one a - round the world, come on!

what's your\_ plea - sure?\_ Ev - 'ry - one a - round the world, come on!

A Dm7 F/G

*cresc.* *f* *f*

(party sounds to middle of m. 37)  
(optional handclaps on beats 2 and 4 to m. 48)

36 *mf* Ya - hoo!

*mf* Ya - hoo!

36 F/A B $\flat$  F/A B $\flat$  F/A C F/A B $\flat$  F/A

*mf*

40 It's a cel - e - bra - tion!\_ Cel - e - brate good times, come on!

It's a cel - e - bra - tion!\_ Cel - e - brate good times, come on!

B $\flat$  F/A C 40 F/A B $\flat$  F/A B $\flat$  F/A C

(1st time only)

It's a cel - e - bra - tion!\_

(2nd time only)

Let's cel - e-brate!

F/A B $\flat$  F/A B $\flat$  F/A C

44 (party sounds to m. 48)

Musical notation for party sounds, measures 44-48. It consists of two staves with rests.

44 N.C.

Musical notation for N.C. (No Chords), measures 44-48. It consists of two staves with notes and rests.

(Sing 4 times total, enter as numbered; everyone sings 3rd and 4th time)  
cresc. poco a poco

48 (3) Bring your good times, cel - e - brate!

Musical notation for vocal line 1, measures 48-52. It consists of a single staff with notes and rests.

(2) We're gon - na have a good time!  
cresc. poco a poco

Musical notation for vocal line 2, measures 48-52. It consists of a single staff with notes and rests.

(1) Doo doot doo doo doot doo dn doo doot doo doot doot doot doo doo

48 (4 times total: l.h. play 4 times; r.h. play last 2 times only)  
Bb/C C

Musical notation for piano accompaniment, measures 48-52. It consists of two staves with notes and rests.

Bring your share of laugh - ter.

Musical notation for vocal line 3, measures 53-57. It consists of a single staff with notes and rests.

It's time to cel - e - brate!

Musical notation for vocal line 4, measures 53-57. It consists of a single staff with notes and rests.

doo doot doo doo doot doo dn doo doot doo doot doo dn doot doo

Bb/C

C

Musical notation for piano accompaniment, measures 53-57. It consists of two staves with notes and rests.

52

(unis.)

Cel - e - brate good times, come on! Ya - hoo!

Cel - e - brate good times, come on! Ya - hoo!

52

F/A B $\flat$  F/A B $\flat$  F/A C F/A B $\flat$  F/A B $\flat$  F/A C

56

Cel - e - bra - tion... Let's all cel-e - brate\_ and have a good time;\_

Cel - e - bra - tion... Let's all cel-e - brate\_ and have a good time;\_

56

B $\flat$ /C F/C C B $\flat$ /C B $\flat$ maj7/C C

60

cel - e - bra - tion... We gon' cel-e - brate\_ and have a good time..

cel - e - bra - tion... We gon' cel-e - brate\_ and have a good time..

60

B $\flat$ /C F/C C B $\flat$ /C B $\flat$ maj7/C C

64 *cresc. poco a poco*

Cel - e - bra - tion, - cel - e - bra - tion, -  
*cresc. poco a poco*

Cel - e - bra - tion, - cel - e - bra - tion, -

64 Bb/C F/C C Db/Eb Ab/Eb Eb

*cresc. poco a poco*

68 *(f)*

cel - e - bra - tion, - cel - e - bra - tion. -  
*(f)*

cel - e - bra - tion, - cel - e - bra - tion. -

68 F/G Fmaj7/G F6/G G F/G Abmaj7

*(f)*

*(shout)*

Cel - e - brate!

Cel - e - brate!

Bb6 N.C. C

*ff*



## BASS/GUITAR/DRUMS\*

## Tribal rock (♩ = 126)


Guitar\*\*

Drums: pattern


N.C.



5



9




sim.

2.

Drums: fill

Guitar: Play ad lib.  
pattern

14



Dm/C C

18 Bb/C

F/C C

Bb/C

Dm/C C



22

Bb/C

F/C

C

Bb/C

Bbmaj7/C

C



26

Bb/C

F/C

C

Bb/C

Bbmaj7/C

C

30

Fmaj9



\* Rhythm section is strongly encouraged to listen to the original recording by Kool & The Gang.

Bass: Play the part as written.

Guitar: Play ad lib., except where otherwise noted. Use the chord symbols as a guide.

Drums: The basic pattern is eighth notes on hi-hat, beats two and four on snare drum and the rhythm of the bass on bass drum.

\*\* Guitar: Play the following rhythm in C octaves to m. 14:



Drums: fill

Em7 G/A A Dm7 F/G

cresc.

Guitar: Octave pattern to m. 56  
pattern

36

N.C.

40

sim.

44

4 times total  
 Bass: Play 4 times  
 Guitar: Play last 3 times, continuing octave pattern.  
 Drums: Play a sixteenth note pattern on hi-hat from mm. 48-52 all 4 times.

48

cresc. poco a poco

52 Drums: basic pattern

56 Guitar: Play ad lib.

Bb/C F/C C Bb/C Bbmaj7/C C

60

Bb/C F/C C Bb/C Bbmaj7/C C Bb/C

64

Drums: fill pattern

F/C C D#E# A#E# E# F/G Fmaj7/G F6/G

cresc. poco a poco

68

Drums: fill pattern

Guitar: Play bass notes in octaves  
Drums: ens. to end

G F/G Abmaj7 Bb6 N.C.

(f)

**Preview Only**  
Legal Use Requires Purchase



[alfred.com](http://alfred.com)