


## FOREWORD

This METHOD is designed to give the young student a proper conception and systematic approach to music reading and the art of brass performance. Emphasis is on the fundamentals including tone production, tone placement, embouchure development, technique, rhythmic perception and tonal consciousness. Through this thorough and efficient course of study the student will be led to take his place as a contributing member of the school band or orchestra in the shortest possible time.

The TRUMPET, TROMBONE and BARITONE books may be used in conjunction with one another, thus facilitating the organization of beginning brass classes. The book also contains a refreshing repertoire of new song material that will delight both student and teacher.

*John Kingor*

# PLAYING POSITIONS





STUDY THESE PICTURES AND THE FOLLOWING IMPORTANT POINTS:


1. GOOD BOY POSTURE.
2. THE LEFT HAND SUPPORTS THE WEIGHT OF THE INSTRUMENT, THE RIGHT HAND IS RELAXED.
3. THE INSTRUMENT SLANTS SLIGHTLY DOWNWARD TO CONFORM WITH THE NATURAL ANGLE OF THE JAW.
4. THE MOUTHPIECE IS IN THE CENTER OF THE LIP; THE MUSCLES AT THE CORNERS OF THE MOUTH ARE FIRM, BUT CONTROLLED.
5. THE CHEEKS ARE NOT PUFFED OUT.


(All New Notes and Material will be placed  
in a box at the beginning of each lesson.)


## LESSON 1.


G F E	WHOLE NOTE	WHOLE REST	$\frac{4}{4}$ TIME	' = BREATH MARK
				


**COUNT SLOWLY AND EVENLY**


1. 


2. 


3. 


4. 

5. 

6. 

7. 

8. 

9. 

THIS LESSON HAS BEEN COMPLETED. DATE \_\_\_\_\_ EXCELLENT ☐ GOOD ☐ FAIR ☐