

TABLE OF CONTENTS

UNIT I: BLUES FUNDAMENTALS

LESSON 1	9
LESSON 2	12
LESSON 3	16
LESSON 4	19

UNIT II: IN A MINOR MODE

LESSON 5	24
LESSON 6	27
LESSON 7	30
LESSON 8	33

UNIT III: MORE BLUES

LESSON 9	37
LESSON 10	41
LESSON 11	44
LESSON 12	47

UNIT IV: SOME BLUES EXTRAS

BLUES EXTRA #1.....	52
BLUES EXTRA #2.....	53
BLUES EXTRA #3.....	54
BLUES EXTRA #4.....	55

MINI CHARTS:

LESSON 1	BLUES TIME	11
LESSON 2	BLUESIN' ON	15
LESSON 3	ROCKIN' THE BLUES	18
LESSON 4	BLUEDODIT	22
LESSON 5	A TOUCH OF MINOR	26
LESSON 6	MINOR A LA MODE	29
LESSON 7	A MINOR CHANGE	32
LESSON 8	MINOR YOURS?	35
LESSON 9	MORE BLUES	40
LESSON 10	BLUES OUT	43
LESSON 11	BABY BLUES	46
LESSON 12	RAD ROCK BLUES	50




UNIT I

BLUES FUNDAMENTALS

The very essence of jazz music is rooted in its many forms of the blues. Blues moods are happy, sad, slow or fast and its melodies and harmonies can be simple or complex. The blues is fundamental to jazz music. Like many other art forms in America, the blues has experienced its own evolution. Today, the blues is **WORLD MUSIC** and it represents the freedom so important to us all.




BLUES MELODIES

Traditional blues melodies are based on a special scale called the blues scale. The blues scale is a combination of two elements, a five note minor pentatonic scale and the lowered fifth scale step of the key. The result is a six note blues scale that is usually related to a major scale as shown below.

C MINOR PENTATONIC	LOWERED FIFTH	C BLUES SCALE
6 1 2 3 5 6	$\flat 5$	1 $\flat 3$ 4 $\flat 5$ 5 $\flat 7$ 1
	+ 	= 

BLUES HARMONIES

Three dominant seventh harmonies formed on the root (I), fourth (IV) and fifth (V) scale steps of a major scale are used in the traditional blues form. The roots (1) and sevenths (7) of each dominant chord are also found in the blues scale.





C⁷	F⁷	G⁷
		
I⁷	IV⁷	V⁷

LESSON 3

JAZZ ROCK

The vitality of rock music is an important part of today's jazz idiom. Jazz rock music is usually associated with high-energy. However, jazz rock music is not always loud. It is important to develop experience with the jazz rock style. The following information will help you play jazz rock music correctly.

THINGS TO REMEMBER WHEN PLAYING JAZZ ROCK

1.  Style markings are played the same in jazz rock music.
2. DOOS, DAHS, DOOTS & DITS These same syllables are used for the sounds of jazz rock special note styles.
3.  Jazz rock eighth notes are played as written with a steady even feeling in 8/8 meter.
4.  Concentrate on the accented up-beats and down-beats to keep longer eighth note jazz rock patterns from rushing.
5.  Quarter notes in jazz rock music are often shown as a staccato under a house-top.

JAZZ TRACK #11 JAZZ ROCK BLUES

Imitate the jazz rock patterns formed with blues vocabulary patterns similar to those introduced in LESSON 2. Notice how different these patterns feel when they are played in the JAZZ ROCK style.



1. Listen  Play  Listen  Play  *Play 3 times; Last x take pick-up to next Ex.*
DOOT DOOT DOO DIT

2. Listen  Play  Listen  Play  *Play 3 times; Last x take pick-up to next Ex.*
DOOT DOO N DOO DIT

3. Listen  Play  Listen  Play  *Play 3 times; Last x take pick-up to next Ex.*
DOOT DOOT DOO DOO N DOO DIT

4. Listen  Play  Listen  Play  *Play 3 times; Last x take pick-up to next Ex.*
DOOT DOO N DOO N DOO N DOO N DOO DIT

5. Listen  Play  Listen  Play  *Play 3 times*
DOOT DAH DOO DOO N DOO N DOO DIT