

# TABLE OF CONTENTS

## UNIT I: BLUES FUNDAMENTALS

LESSON 1 .....	9
LESSON 2 .....	12
LESSON 3 .....	16
LESSON 4 .....	19

## UNIT II: IN A MINOR MODE

LESSON 5 .....	24
LESSON 6 .....	27
LESSON 7 .....	30
LESSON 8 .....	33

## UNIT III: MORE BLUES

LESSON 9 .....	37
LESSON 10 .....	41
LESSON 11 .....	44
LESSON 12 .....	47

## UNIT IV: SOME BLUES EXTRAS

BLUES EXTRA #1.....	52
BLUES EXTRA #2.....	53
BLUES EXTRA #3.....	54
BLUES EXTRA #4.....	55

## MINI CHARTS:

LESSON 1	<b>BLUES TIME</b> .....	11
LESSON 2	<b>BLUESIN' ON</b> .....	15
LESSON 3	<b>ROCKIN' THE BLUES</b> .....	18
LESSON 4	<b>BLUEDODIT</b> .....	22
LESSON 5	<b>A TOUCH OF MINOR</b> .....	26
LESSON 6	<b>MINOR A LA MODE</b> .....	29
LESSON 7	<b>A MINOR CHANGE</b> .....	32
LESSON 8	<b>MINOR YOURS?</b> .....	35
LESSON 9	<b>MORE BLUES</b> .....	40
LESSON 10	<b>BLUES OUT</b> .....	43
LESSON 11	<b>BABY BLUES</b> .....	46
LESSON 12	<b>RAD ROCK BLUES</b> .....	50




# UNIT I

## BLUES FUNDAMENTALS

The very essence of jazz music is rooted in its many forms of the blues. Blues moods are happy, sad, slow or fast and its melodies and harmonies can be simple or complex. The blues is fundamental to jazz music. Like many other art forms in America, the blues has experienced its own evolution. Today, the blues is **WORLD MUSIC** and it represents the freedom so important to us all.




### BLUES MELODIES

Traditional blues melodies are based on a special scale called the blues scale. The blues scale is a combination of two elements, a five note minor pentatonic scale and the lowered fifth scale step of the key. The result is a six note blues scale that is usually related to a major scale as shown below.

C MINOR PENTATONIC	LOWERED FIFTH	C BLUES SCALE
6 1 2 3 5 6	$\flat 5$	1 $\flat 3$ 4 $\flat 5$ 5 $\flat 7$ 1
	+ 	= 

### BLUES HARMONIES

Three dominant seventh harmonies formed on the root (I), fourth (IV) and fifth (V) scale steps of a major scale are used in the traditional blues form. The roots (1) and sevenths (7) of each dominant chord are also found in the blues scale.





C <sup>7</sup>	F <sup>7</sup>	G <sup>7</sup>
		
I <sup>7</sup>	IV <sup>7</sup>	V <sup>7</sup>

# LESSON 3

## JAZZ ROCK

The vitality of rock music is an important part of today's jazz idiom. Jazz rock music is usually associated with high-energy. However, jazz rock music is not always loud. It is important to develop experience with the jazz rock style. The following information will help you play jazz rock music correctly.

### THINGS TO REMEMBER WHEN PLAYING JAZZ ROCK

1.  Style markings are played the same in jazz rock music.
2. DOOS, DAHS, DOOTS & DITS These same syllables are used for the sounds of jazz rock special note styles.
3.  Jazz rock eighth notes are played as written with a steady even feeling in 8/8 meter.
4.  Concentrate on the accented up-beats and down-beats to keep longer eighth note jazz rock patterns from rushing.
5.  Quarter notes in jazz rock music are often shown as a staccato under a house-top.

### JAZZ TRACK #11 JAZZ ROCK BLUES

Imitate the jazz rock patterns formed with blues vocabulary patterns similar to those introduced in LESSON 2. Notice how different these patterns feel when they are played in the JAZZ ROCK style.



1. Listen  Play  Listen  Play  Last x take pick-up to next Ex. Play 3 times;

2. Listen  Play  Listen  Play  Last x take pick-up to next Ex. Play 3 times;

3. Listen  Play  Listen  Play  Last x take pick-up to next Ex. Play 3 times;

4. Listen  Play  Listen  Play  Last x take pick-up to next Ex. Play 3 times;

5. Listen  Play  Listen  Play  Last x take pick-up to next Ex. Play 3 times

DOOT DOOT DOO DIT

DOOT DOO N DOO DIT

DOOT DOOT DOO DOO N DOO DIT

DOOT DOO N DOO N DOO N DOO N DOO DIT

DOOT DAH DOO DOO N DOO N DOO DIT

