

POSITION AND FINGERING CHART



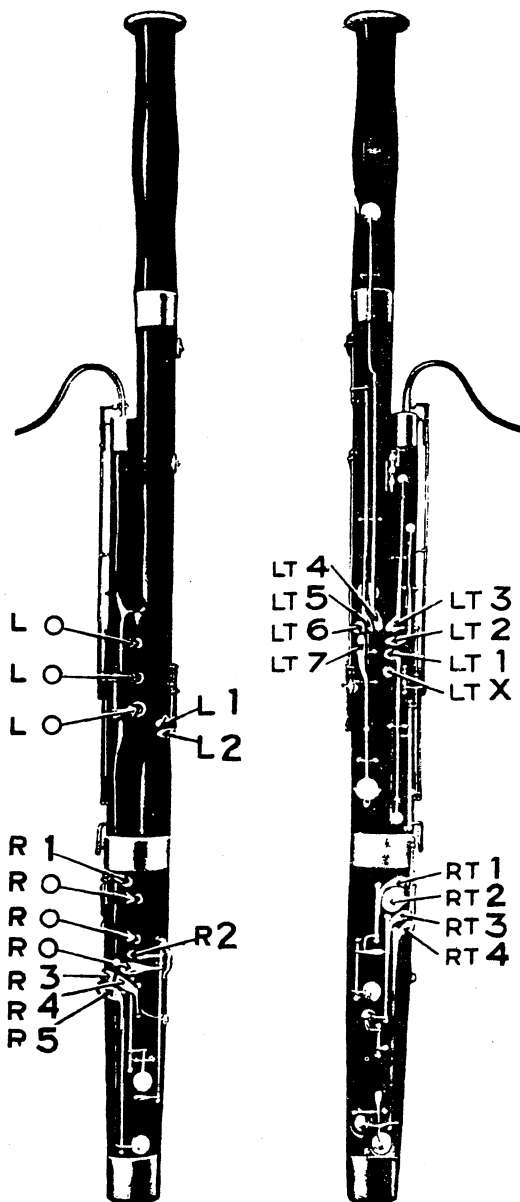
Study the picture for correct position of lips and fingers, and manner of holding the instrument.

Learn to use the fingering chart on this page. The row of circles or dots under the notes indicates whether the finger holes are open or closed. (The key just below R2 is considered as a finger hole. It should be pressed when the lowest circle is solid black.) The letter "R" or "L" in connection with a number indicates what key or keys should be used and whether the key is operated by a right or left hand finger. When the letter "T" is used in connection with the letter "R" or "L", it means that the key is operated by the thumb of that hand. If two fingerings are shown for a note, either may be used.

Bassoon fingerings vary somewhat with various instruments, and when you finish this book you should secure additional fingering charts and experiment to find the best fingerings for your instrument.

IMPORTANT—Many bassoons do not have the key LTX, and for this reason its use has not been shown on this page or at the beginning of lessons. If your instrument does have LTX, it should be closed for all notes below G on the fourth space.

This chart is for Heckel system bassoons. Another system, known as the Conservatory system, is occasionally found in this country. If you have a Conservatory system bassoon, you must secure a special chart for that instrument.



FRONT VIEW

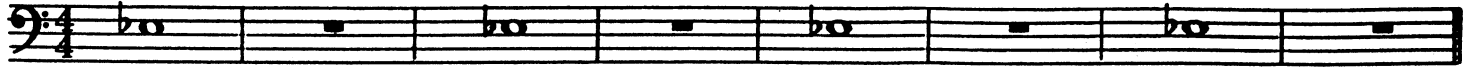
BACK VIEW

LESSON 1



①

WHOLE NOTES AND RESTS




Whole note
4 counts.

Whole rest
4 counts.


Notice the whole rest hangs under the line.

②



Watch each note or rest as you count it.


③



Be sure you tongue each note.

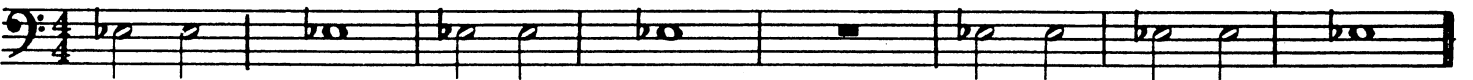
④

HALF NOTES




Half notes—2 counts each.

⑤



⑥


HALF RESTS



Half rest—2 counts.

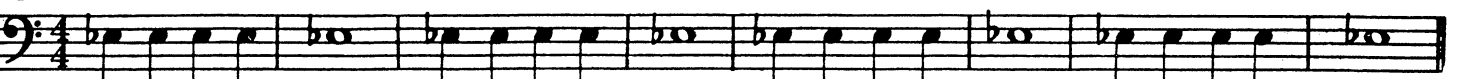
Notice the half rest lies above the line.

⑦



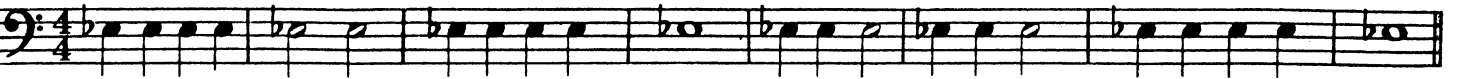
⑧

QUARTER NOTES



Quarter notes—1 count each.

⑨



Count each note—don't guess.