


# Major and Minor Chords

## HOW TO PRACTICE:

Place gently curved fingers over the beginning keys and practice:

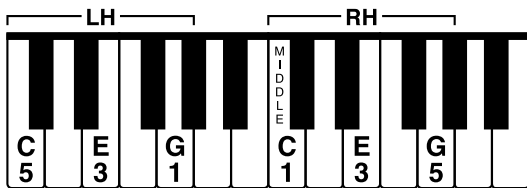
1. Playing with a strong, steady rhythm. *(Earn 50 points for each key.)*
2. Playing softly. *(Earn 100 points for each key.)*
3. Playing loudly. *(Earn 100 points for each key.)*



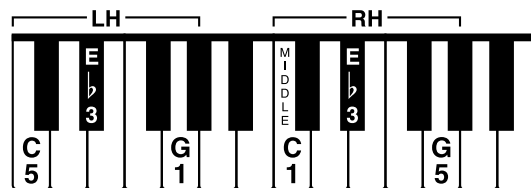
### Record of points earned for MAJOR AND MINOR CHORDS

Keys of:	C Major / C Minor	D Major / D Minor	E Major / E Minor	F Major / F Minor	G Major / G Minor	A Major / A Minor	B Major / B Minor	
1. With strong, steady rhythm.	_____	_____	_____	_____	_____	_____	_____	<div style="border: 1px solid black; padding: 5px; width: 50px; margin: 0 auto;">                     =                      _____                      =                      _____                      =                      _____                      =                      _____                      =                 </div>
2. Softly.	_____	_____	_____	_____	_____	_____	_____	
3. Loudly	_____	_____	_____	_____	_____	_____	_____	
50 points for each key for exercise 1 • 100 points for each key for exercises 2 & 3 1750 total possible points								<b>Total</b>

### C Major

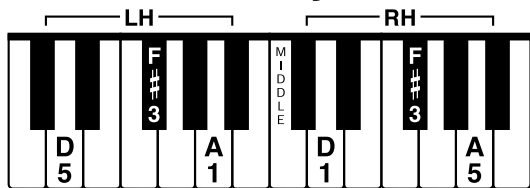


### C Minor

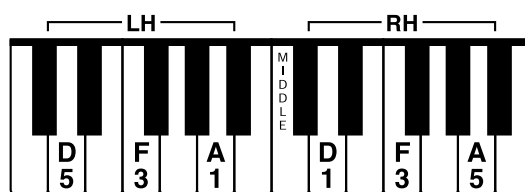


C Ma-jor chord    C Mi-nor chord    C Ma-jor    C Mi-nor    C Ma-jor chord

### D Major

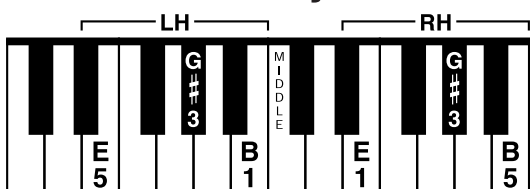


### D Minor

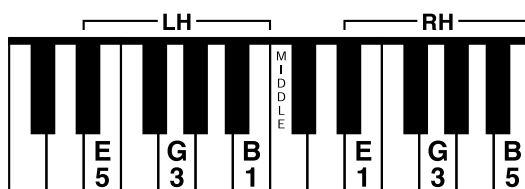


D Ma-jor chord    D Mi-nor chord    D Ma-jor    D Mi-nor    D Ma-jor chord

### E Major

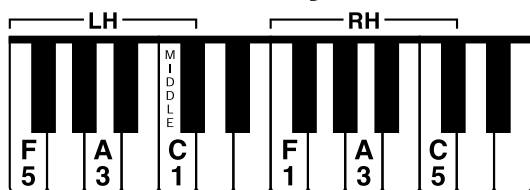


### E Minor

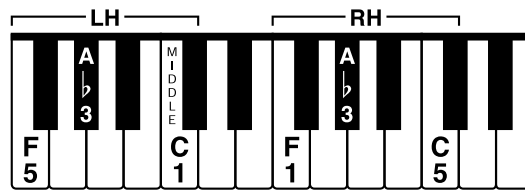


E Ma-jor chord    E Mi-nor chord    E Ma-jor    E Mi-nor    E Ma-jor chord

### F Major



### F Minor



F Ma-jor chord    F Mi-nor chord    F Ma-jor    F Mi-nor    F Ma-jor chord