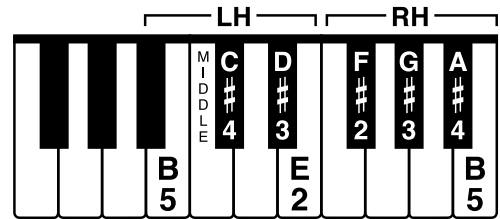



Syllables: Do Re Mi Fa Sol La Ti Do Do Ti La Sol Fa Mi Re Do



Syllables: Do Re Mi Fa Sol La Ti Do Do Ti La Sol Fa Mi Re Do

Major Chords

HOW TO PRACTICE:

Place gently curved fingers over the beginning keys and practice:

1. Hands separately, then together, with a strong, steady beat, while counting aloud.

(Earn 50 points for each key.)

2. The block chords with an accent. ($\uparrow \uparrow \uparrow | \text{œ}$)

(Earn 50 points for each key.)

3. The quarter notes staccato. ($\uparrow \uparrow \uparrow | \text{œ}$)

(Earn 100 points for each key.)



Record of points earned for MAJOR CHORDS

Key of: C Major D Major E Major F Major G Major A Major B Major

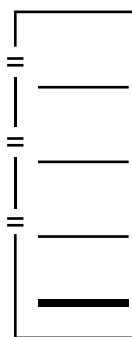
1. Hands separately, then together.

2. Block chords with an accent.

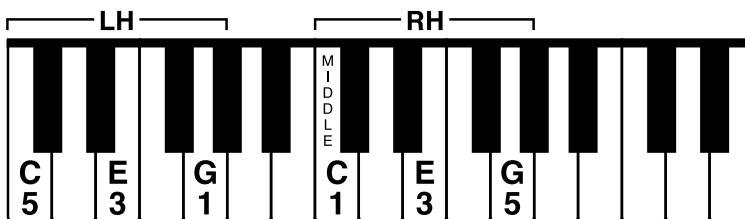

3. Quarter notes staccato.

50 points each key for exercises 1 & 2 • 100 points each key for exercise 3

1400 total possible points



Total



Handwritten musical notation for C Major in 3/4 time. The notation shows the sequence of notes for the left hand (LH) and right hand (RH) separately, followed by a section for 'Hands together'. Fingerings are indicated by numbers 1, 3, 5 and 5, 3, 1.

Handwritten notes:

- LH:** C (5), E (3), G (1), C (1), E (3), G (5)
- RH:** C (1), E (3), G (5), C (5), E (3), G (1)
- Hands together:** C (5), E (3), G (1), C (1), E (3), G (5)