Contents

Prelude in C Major, Op. 32, No. 1 — Page 7

Prelude in B-Flat Minor, Op. 32, No. 2 — Page 10

Prelude in E Major, Op. 32, No. 3 — Page 15

Prelude in E Minor, Op. 32, No. 4 — Page 20

Prelude in G Major, Op. 32, No. 5 — Page 30

Prelude in F Minor, Op. 32, No. 6 — Page 35

Prelude in F Major, Op. 32, No. 7 — Page 40

Prelude in A Minor, Op. 32, No. 8 — Page 44

Prelude in A Major, Op. 32, No. 9 — Page 48

Prelude in B Minor, Op. 32, No. 10 — Page 53

Prelude in B Major, Op. 32, No. 11 — Page 58

Prelude in G-Sharp Minor, Op. 32, No. 12 — Page 62

Prelude in D-Flat Major, Op. 32, No. 13 — Page 67

PRELUDE in B–flat minor

Op. 32, No. 2
(1910)



PRELUDE in E

Op. 32, No. 3



(a) Rachmaninoff used the pedaling noted here for measures 1 and 2 as well as for the similar passage in measures 11 and 12 when he recorded this prelude.

(b) For some players the parenthesized fingering for measure 5 may be more practical than the composer's fingering printed above it.

PRELUDE in E minor

Op. 32, No. 4



PRELUDE in G

Op. 32, No. 5
(1910)



PRELUDE in F

Op. 32, No. 7
(1910)



ⓐ (o) = Depress this key silently and hold through the measure in order to sustain the low F.

PRELUDE in B minor

Op. 32, No. 10
(1910)



PRELUDE in B

Op. 32, No. 11
(1910)



PRELUDE in G–sharp minor

Allegro(♩.=c.104)

Op. 32, No. 12