


BOOK TWO  
**THE**  
**Alfred d'Auberge**  
**NOTE SPELLER**

designed and illustrated by ERNIE BARTH

## FOREWORD

Note Speller Book 2 of the d'Auberge Piano Course continues in the same style and direction as Book 1. The pages are exactly synchronized with Course Book 2 and should be assigned simultaneously. If the student is playing pages 14 and 15 from the Course Book, he should also be working on pages 14 and 15 in the Note Speller.

The use of Flash Cards is continued and suggestions for using them are on page 44. With all the writing exercises, note puzzles and fill-ins, the student will gain a firmer grasp of the music fundamentals he is learning in the Course Book. This in turn will make his playing better and more richly rewarding as his understanding grows. But to most students, this will be a fun book and fun is what we've been trying to say music is really all about from the very beginning.




*the publishers*

© COPYRIGHT MCMLXVI BY ALFRED PUBLISHING CO., INC

All rights reserved Printed in USA.

# Phrases

A PHRASE is a musical sentence. It is a fragment of a melody not complete in itself. In language, it may be compared to a simple sentence, or a line of a poem.



## LOVE SOMEBODY

Phrases are not always in equal groups of two or four (or more) measures.

## PARTY SONG

A phrase may begin on a pick-up:

The second phrase will have the same PATTERN as the first phrase:

In the two songs below, one is phrased correctly, one is phrased incorrectly. In the blocks below, mark if the phrases are correct or incorrect. Mark T (true) for the correct phrases, mark F (false) for the incorrect phrases.

## ALPHABET SONG

## AURA LEE

Draw the the correct phrases on the song below.


## SHORTNIN' BREAD

# READING AND WRITING: Bass Clef Notes C to D

The diagram shows a bass clef staff with notes F# and Bb. Below it is a piano keyboard with keys labeled C, D, E, F, G, A, B, C, D. The middle C is labeled 'MIDDLE C'. Below the keyboard is another bass clef staff with notes corresponding to the keys above.

Write the letter name of each note in the square just below it.

Two musical staves are shown. The first staff has a sequence of notes: C, D, E, F, G, A, B, C, D, E, F, G, A, B, C, D. Below each note is an empty square for labeling. The second staff has notes: C, D, E, F#, G, A, B, C, D, E, F, G, A, B, C, D. Below each note is an empty square for labeling.



Write the notes as indicated in the squares. (The small triangles above D and C indicate High D and Middle C.)

Two musical staves are shown. The first staff has notes in boxes: D, C, B, A, G, F, E, D, C, B, G, E, A, F. Above the first D and C boxes are small triangles labeled 'H' and 'M' respectively. The second staff has notes in boxes: G, E, Bb, C, A, D, F#, G, B, E, A, Bb, C, F#. Above the last C box is a small triangle labeled 'M'.



① ○	② G-clef C4	③ 3/4	④ C4
⑤ C4	⑥ F-clef C2	⑦ C-clef	⑧ C4
⑨ C4	⑩ C-clef	⑪ C-clef	⑫ C4

In the squares below, write the number that identifies the musical signs above .

HALF NOTE <input style="width: 40px; text-align: center;" type="text" value="12"/>	QUARTER NOTE <input style="width: 40px; height: 25px;" type="text"/>
8th REST <input style="width: 40px; height: 25px;" type="text"/>	8th NOTE <input style="width: 40px; height: 25px;" type="text"/>
TREBLE CLEF <input style="width: 40px; height: 25px;" type="text"/>	BASS CLEF <input style="width: 40px; height: 25px;" type="text"/>
QUARTER REST <input style="width: 40px; height: 25px;" type="text"/>	HALF REST <input style="width: 40px; height: 25px;" type="text"/>
TIME SIGNATURE <input style="width: 40px; height: 25px;" type="text"/>	WHOLE REST <input style="width: 40px; height: 25px;" type="text"/>
WHOLE NOTE <input style="width: 40px; height: 25px;" type="text"/>	FERMATA (HOLD SIGN) <input style="width: 40px; height: 25px;" type="text"/>

## Signs and Symbols

This (above a group of notes of different sound) is a \_\_\_\_\_.

A \_\_\_\_\_ is a musical \_\_\_\_\_.

This # is a \_\_\_\_\_. It means to play the nearest note to the \_\_\_\_\_.

The Time Signature C means the same as \_\_\_\_\_ time.

This b is a \_\_\_\_\_. It means to play the nearest note to the \_\_\_\_\_.

These ||: :|| are \_\_\_\_\_.

They indicate that everything between the signs must be \_\_\_\_\_.