

SOUND *Artistry*

INTERMEDIATE METHOD

for BASS CLARINET

PETER BOONSHAFT & CHRIS BERNOTAS

in collaboration with

DR. MARGARET DONAGHUE

Thank you for making *Sound Artistry Intermediate Method for Bass Clarinet* a part of your continued development as a musician. This book will help you progress toward becoming a more able and independent musician, focusing on both your technical and musical abilities. It offers material ranging from intermediate to advanced, making it valuable for musicians at various experience levels.

The many instrument-specific exercises in this book will help to support your personal improvement of techniques on your instrument, focusing on skills that may not always be addressed in an ensemble or in other repertoire. You will notice there are many performance and technique suggestions throughout the book. This wonderful advice has been provided by our renowned collaborative partners, as well as the many specialist teachers we worked with to create this book.

Sound Artistry Intermediate Method for Bass Clarinet is organized into lessons that can be followed sequentially. As you progress through each lesson, it is a good idea

to go back to previous lessons to reinforce concepts and skills, or just to enjoy performing the music. Exercises include Long Tones, Flexibility, Major and Minor Scales (all forms), Scale Studies, Arpeggio Studies, Chromatic Studies, Etudes, and Duets, as well as exercises that are focused on skills that are particular to your instrument. You will notice that many studies are clearly marked with dynamics, articulations, style, and tempo for you to practice those aspects of performance. Other studies are intentionally left for you to determine those aspects of your musical interpretation and performance. This book progresses through various meters and every key. Once a key has been introduced, previous keys are interspersed throughout for reinforcement and variety. In the back of this book you will also find expanded-range scale pages and a detailed fingering chart.

We wish you all the best as you continue to develop your musicianship, technique, and artistry!

~ Peter Boonschaft and Chris Bernotas



Margaret Donaghue is Professor of Clarinet and Director of the Woodwind Program at the Frost School of Music (University of Miami), and has performed as a soloist and chamber musician across three continents. She performs with PULSE Trio and MiamiClarinet, and is the Founder/Executive Director of the Blue Ridge Chamber Music Festival. She is heard frequently on Public Radio, as well as on multiple CD labels, and is a sought-after clinician and adjudicator. Dr. Donaghue is a Buffet Crampon Artist, as well as a D'Addario Woodwinds Artist.



alfred.com

Copyright © 2023 by Alfred Music
All rights reserved. Printed in USA.

No part of this book shall be reproduced, arranged, adapted, recorded, publicly performed, stored in a retrieval system, or transmitted by any means without written permission from the publisher. In order to comply with copyright laws, please apply for such written permission and/or license by contacting the publisher at alfred.com/permissions.

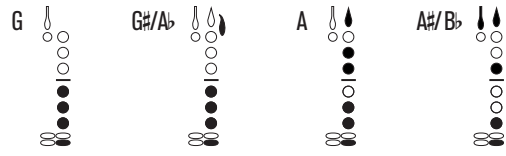
ISBN-10: 1-4706-6654-5
ISBN-13: 978-1-4706-6654-5

Instrument photos provided courtesy of Jupiter Band Instruments/KHS America

Lesson 1


RESONANCE FINGERINGS (adding combinations of fingers from the right hand, as well as finger 2 and 3 of the left hand) can be used on G, A \flat , A, and B \flat to improve tone and intonation. Experiment to see what sounds best on your instrument.

Examples of common resonance fingerings:




1 LONG TONES—Keep your air stream fast and supported.


Slowly $\text{♩} = 60$



2 BREAK DRILL—Stay relaxed and open on low notes.




3 FLEXIBILITY—For best technique, keep movement in one hand when possible. R indicates using the right pinky key for these notes.



4 C MAJOR SCALE AND ARPEGGIO



5 C MAJOR SCALE STUDY



6 ARPEGGIO STUDY



16 PINKY DRILL—Keep your pinkies rounded and relaxed. *R* indicates using the right pinky and *L* indicates the left pinky.

17 CHROMATIC SCALE

18 CHROMATIC SCALE ETUDE

Moderately ♩ = 88

19 ETUDE—After playing this etude as written, create or improvise a new ending for the last two measures.

Lightly ♩ = 120

Lesson 4

28 D MINOR SCALE

Natural Harmonic

29 D MINOR SCALE STUDY

30 ETUDE

Legato ♩ = 78

mf

31 ETUDE

Moderately ♩ = 88

mf

Lesson 17

126 FLEXIBILITY

127 A^b MAJOR SCALE AND ARPEGGIO

A **TURN** or **GRUPPETTO** is an ornament that involves playing the written note, followed by the note above it, returning to the original note, then playing the note below it, and finally ending on the original note.

128 A^b MAJOR SCALE STUDY

Adagio ♩ = 72

129 A^b MAJOR SCALE STUDY

Moderato ♩ = 112

130 ETUDE

Andante ♩ = 80

* Use this fingering:



continued on
next page