

**FIRST
YEAR
CHARTS**
FOR JAZZ ENSEMBLE

Crazy Rhythm

Music by Joseph Meyer and Roger Wolfe Kahn

Lyrics by Irving Caesar

Arranged by Greg Nielsen

INSTRUMENTATION

Conductor	1st Trombone
1st E \flat Alto Saxophone	2nd Trombone (Optional)
2nd E \flat Alto Saxophone	3rd Trombone (Optional)
1st B \flat Tenor Saxophone	Guitar Chords
2nd B \flat Tenor Saxophone (Optional)	Guitar (Optional)
E \flat Baritone Saxophone (Optional)	Piano
1st B \flat Trumpet	Bass
2nd B \flat Trumpet	Drums
3rd B \flat Trumpet (Optional)	

Optional/Alternate Parts


C Flute
B \flat Clarinet
Vibraphone
Tuba (Doubles Bass)
Horn in F (Doubles 1st Trombone)
Baritone Horn T.C./B \flat Tenor Saxophone (Doubles 1st Trombone)

NOTES TO THE CONDUCTOR

This arrangement in the style of a 1930s dance band was really a lot of fun to write. Since the melody doesn't require a huge range, I decided to focus on the rhythm and articulation aspects of this real foot-tapping tune. This arrangement should be played very lightly, and observe the indicated dynamic until the end. Solos are written out for the tenor sax, trumpet, trombone, and piano or guitar. Chord changes are provided for improvisation on the solos. The Benny Goodman recording of this tune represents a good example of the style; check it out even though it is a bit faster. Listen to the Alfred Music recording for a reference in articulation, lightness, and tempo. Most of all, have fun with this great tune and really swing.

The intro has two important parts that should be rehearsed accurately. In the example to the right, most of the band has the "stems up" rhythm, while the bass, bari, and bone 3 have the "stems down" rhythm. You may want to sing these phonetic phrases to your band, then have them sing the phrases back until satisfied before playing them.

M.1 CAN'T YA DIG THAT CEA-ZY RHY-THM
YES I CAN




Same thing here in mm. 10, 12, 18, and 20, where the brass and bari play on "4 &." You may use the phrases in the example to the right, or you may make up your own.

M.9 CAN'T YA DIG THAT CEA-ZY RHY-THM
OH YEAH



Again, almost the same but just a bit different. Low reeds and low brass play "stems down" in mm. 33–34.

M.33 CAN'T YA DIG THAT CEA-ZY RHY-THM
I SURE CAN



In mm. 28–32 the trumpets should all be in cup mutes. Straight mutes can be substituted if you don't all have cups, but they all should be the same mute. Bells should be straight out and not down toward the stand, or the part will not be heard. If you have no mutes, then all trumpets may play into the stand about six inches from the bell. Strive to have all trumpets at the same angle and distance from the stand for balance and blend.

Measure 73 should be played very lightly but punctually (like whispering at someone with your angry voice). All brass should be in cup mutes with bells up straight for projection of sound. If not all in mutes, then use the bell in the stand again (six inches).

In mm. 74 and 76, the tenors, bones, and bari should be careful not to overplay the low concert B \flat . Check the balance.

Measure 81 should be the same as m. 74 but just slightly louder and should build gradually.


Make sure the downbeat of m. 107 is tight with immediate silence, so only the piano can be heard on the "Basie Ending."

Here's a message for the students:

"POWER IS NOT HOW LOUD YOU PLAY, BUT HOW WELL YOU PLAY TOGETHER."

If you articulate this piece correctly and together, it will truly make an impression on your audience and your director.

—Greg Nielsen



Greg Nielsen

A native of Michigan, Greg received his bachelor's degree in music education from the University of Michigan. For seven years, he was very active in the Detroit jazz scene, playing trombone and teaching high school band. In 1983, he moved to Sarasota, Florida, to make his living writing and performing music. Greg shared the stage with many famed jazz artists such as Nat Adderley, Al Cohn, and Bobby Shew, as well as local artists such as Larry Elgart, Bobby Rosengarden, Glenn Zottola, and Warren Covington. He returned to education for 34 years, 1986–2020, where he was band director at Booker Middle School, Sarasota. Now in retirement, he continues to make his presence known through musical performances, composing, arranging, recording, and, recently, Argentine tango dancing.

CONDUCTOR
50458S

CRAZY RHYTHM

Music by Joseph Meyer and Roger Wolfe Kahn
Lyrics by Irving Caesar
Arranged by Greg Nielsen

SWING ♩ = 144

C FLUTE (OPTIONAL)

B♭ CLARINET (OPTIONAL)

1ST E♭ ALTO SAXOPHONE

2ND E♭ ALTO SAXOPHONE

1ST B♭ TENOR SAXOPHONE

2ND B♭ TENOR SAXOPHONE (OPTIONAL)

E♭ BARITONE SAXOPHONE (OPTIONAL)

1ST B♭ TRUMPET (OPT. CUP MUTE)

2ND B♭ TRUMPET (OPT. CUP MUTE)

3RD B♭ TRUMPET (OPTIONAL) (OPT. CUP MUTE)

1ST TROMBONE (OPT. CUP MUTE)

2ND TROMBONE (OPTIONAL)

3RD TROMBONE (OPTIONAL)

GIUITAR (OPTIONAL)

PIANO

BASS

DRUMS

1 2 3 4 5 6 7 8

H.H. w/foot

The musical score is arranged in a standard orchestral format. It includes parts for woodwinds (Flute, Clarinet, Saxophones), brass (Trumpets, Trombones), guitar, piano, bass, and drums. The tempo is marked as SWING ♩ = 144. The score is divided into eight measures, with a double bar line at the end of measure 8. A large red watermark 'Preview Requires Purchase' is overlaid diagonally across the entire page.

② SOLI

FLUTE

CL.

ALTO 1

ALTO 2

TENOR 1

TENOR 2

BARI.

TPT. 1

TPT. 2

TPT. 3

TEN. 1

TEN. 2

TEN. 3

GTR.

PNO.

BASS

DRUMS

RIGHT H.H.

9 10 11 12 13 14 15 16

Legal Use Requires Purchase

17

FLUTE

CL.

ALTO 1

ALTO 2

TENOR 1

TENOR 2

BARI.

TRP. 1

TRP. 2

TRP. 3

TEN. 1

TEN. 2

TEN. 3

GTR.

PNO.

BASS

DRUMS

17 18 19 20 21 22 23 24

to CUP MUTE (opt.)

to CUP MUTE (opt.)

to CUP MUTE (opt.)

D6 E6

A15 B15

B15

E6maj9 E6 E6maj7 E6 E6maj9 E6 E6maj7 E6 B7 F#m7 B7 F#m7 B7 E6

Legal Use Requires Purchase

25

Musical score for CONDUCTOR, featuring parts for FLUTE, CL., ALTO 1, ALTO 2, TENOR 1, TENOR 2, BARI., TPT. 1, TPT. 2, TPT. 3, TBN. 1, TBN. 2, TBN. 3, GTR., PNO., BASS, and DRUMS. The score includes various musical notations such as notes, rests, and dynamics, along with a large red watermark reading "Preview Only Requires Purchase".

25 26 27 28 29 30 31 32

41

FLUTE

CL.

ALTO 1

ALTO 2

TENOR 1

TENOR 2

BARI.

TRP. 1

TRP. 2

TRP. 3

TBN. 1

TBN. 2

TBN. 3

GTR.

PNO.

BASS

DRUMS

SOLO

END SOLO

(BxARDS.)

Fmaj9 F6 Fmaj7 F6 Fmaj9 F6 Fmaj7 F6 C7 G#m7 C7 G#m7 C7 F6 G7(#5) G#m7 C7

Ebm9 Eb6 Ebmaj7 Eb6 Ebmaj9 Eb6 Ebmaj7 Eb6 Bb7 F#m7 Bb7 F#m7 Bb7 Eb6 C7(#5) F#m7 Bb7

41 42 43 44 45 46 47 48

49

FLUTE

CL.

ALTO 1

ALTO 2

TENOR 1

TENOR 2

BARI.

SOLO
Fmaj9 F6 Fmaj7 F6 Fmaj9 F6 Fmaj7 F6 C7 Gm7 C7 Gm7 C7 F6 Gm7 A6 F ENO SOLO

TPT. 1

TPT. 2
to CLIP MUTE (OPT.)

TPT. 3
to CLIP MUTE (OPT.)

TBN. 1

TBN. 2

TBN. 3

GTR.

PNO.

BASS

DRUMS

49 50 51 52 53 54 55 56

57

FLUTE

CL.

ALTO 1

ALTO 2

TENOR 1

TENOR 2

BARI.

TPT. 1
to CUP MUTE (OPT.)

TPT. 2

TPT. 3

TEN. 1
SOLO Eb7 Bb7 Eb7 Bb7 Ab Eb7 Ab Ab7i D7 G7 C7 F7 Bb7 END SOLO

TEN. 2

TEN. 3

GTR.
Eb7 Bb7 Eb7 Bb7 Ab Eb7 Ab7i D7 G7 C7 F7 Bb7

PNO.
me bop Eb7 Bb7 Eb7 Bb7 Ab Eb7 Ab7i D7 G7 C7 F7 Bb7

BASS

DRUMS

57 58 59 60 61 62 63 64

65

FLUTE

CL.

ALTO 1

ALTO 2

TENOR 1

TENOR 2

BARI.

TPT. 1

TPT. 2

TPT. 3

TBN. 1

TBN. 2

TBN. 3

to cup mute (opt.)

OPT. SOLO OR COMP.

GTR.

SOLO

PNO.

BASS

DRUMS

65 66 67 68 69 70 71 72

E^bmaj9 E^b E^bmaj7 E^b F7 E7 F7 B^b A7 B^b E^b F#i7 B^b(9) (END SOLO)

E^bmaj9 E^b E^bmaj7 E^b F7 E7 F7 B^b A7 B^b E^b F#i7 B^b(9) (END SOLO)

Legal Use Only Requires Purchase

81

FLUTE

CL.

ALTO 1

ALTO 2

TENOR 1

TENOR 2

BARI.

TP. 1

TP. 2

TP. 3

TBN. 1

TBN. 2

TBN. 3

GTR.

PNO.

BASS

DRUMS

Legal Use Requires Purchase

to CUP MUTE (opt.)

to CUP MUTE (opt.)

to CUP MUTE (opt.)

SOLO

81 82 83 84 85 86 87 88

89

Musical score for CONDUCTOR, featuring parts for FLUTE, CL., ALTO 1, ALTO 2, TENOR 1, TENOR 2, BARI., TPT. 1, TPT. 2, TPT. 3, TEN. 1, TEN. 2, TEN. 3, GTR., PNO., BASS, and DRUMS. The score includes a large red watermark: "Preview Only Requires Purchase".

Chord progression for GTR. and PNO. (measures 89-96):

- 89: Eb7, Bb7
- 90: Eb7, Bb7
- 91: Eb7, Bb7
- 92: Ab, Eb7
- 93: Ab, Eb7
- 94: Ab, Eb7
- 95: Ab, Eb7
- 96: Ab, Eb7

FLUTE

CL.

ALTO 1

ALTO 2

TENOR 1

TENOR 2

BARI.

TPP. 1

TPP. 2

TPP. 3

TBN. 1

TBN. 2

TBN. 3

GTR.

PNO.

BASS

DRUMS

103 104 105 106 107 108

Legal Use Only

Requires Purchase

Solo

504585

US \$8.00



ISBN-10: 1-4706-8619-8
 ISBN-13: 978-1-4706-8619-2

