Shifting Sands

The Shifting Song

By Bob Phillips (ASCAP)

INSTRUMENTATION

1	Full Score	Educational Packs	
8	Violin I	1	Violin
8	Violin II	1	Viola
5	Viola	1	Cello
3	Violin III (Viola 𝄞)	1	String Bass
5	Cello		
5	String Bass		
1	Piano Accompaniment (Optional)		

Teach shifting with this beautiful melody perfectly suited for the concert stage. The moderate, lyric tempo provides students in the early stages of practicing shifts the time they need to make the shifts successfully. Musically, this piece is very accessible so students can focus on the shifts. Violins will practice 3rd position on the D, A, and E strings. Violas will practice 3rd position on the D and A strings. Cellos will practice 3rd and 4th positions on the D and A strings. Basses will practice 3rd, 4th, and 5th positions on the D and G strings. Shifts for all instruments are introduced by moving the first finger in a sliding (portamento) motion from 1st position up to 3rd position and back again, then progressing to shifting.

Preview Only
Legal Use Requires Purchase

Note from the Editor

In orchestral music, there are ma ny editorial markings that are open for interpretation. In an effort to maintain consistency and clarity you may find some of these markings in this piece. In general, markings for fingerings, bowing patterns, and other items will only be marked with their initial appearance. For a more detailed explanation of our editorial markings, please download the free PDF at www.alfred.com/stringeditorial.

x	-	ʼ	♭, ♯, ♮	or
extended position	**shift**	**bow lift/reset**	**high or low fingerings**	**hooked bowings**

I hope you will find these explanations to be helpful. Best wishes with all of your musical endeavors!

Chris M. Bernotas
Director of String Publications

SOUND INNOVATIONS for STRING ORCHESTRA

Alfred

Please note: Our band and orchestra music is collated by an automatic high-speed system. The enclosed parts are now sorted by page count, rather than score order.

NOTES TO THE CONDUCTOR

Shifting Sands was written at the grade 2.5 level musically to teach shifting to string players. The following positions will be learned.

Violins—3rd position on the D, A, and E strings
Violas—3rd position on the D and A strings
Cellos—3rd and 4th positions on the D and A strings
Basses—3rd, 4th, and 5th positions on the D and G strings

This beautiful lyric waltz should be played in a moderate waltz tempo. Shifts for all instruments are introduced by moving the first finger in a sliding (portamento) motion from 1st position up to 3rd position and back again. The portamento motion will allow students to measure the distance from 1st to 3rd positions both physically and aurally. This process is repeated for cellos when moving from 3rd to 4th positions. Violins and violas will play all notes within the key in 3rd position as will the cellos and basses in 3rd and 4th positions. Basses will briefly explore 5th position.

In preparation for playing the piece, violins and violas can practice 3rd position on the D and A strings together if the 1st violins and violas start on the pick-up to bar 9 and play through bar 24 while the 2nd violins start on the pick-up to bar 25 and play through bar 40. All violins can practice 3rd position on the A and E strings by starting on the pick-up to bar 73 and playing through bar 88. Cellos and basses can practice together by starting on the pick-up to bar 41 and playing through bar 56. Violas and cellos can practice together on the D and A strings by starting on the pick-up to bar 57 and playing through bar 72.

Fingerings have been included for each new note as it is introduced. In all cases a fingering is provided for the note before the shift and the first note of the new position. Fingerings for string crossings are included for the last note on a string and the first note on the new string. Position markings are included for each new position.

For additional help in developing shifting skills, *Sound Innovations: Sound Development: Warm-Up Exercises for Tone and Technique* (Intermediate and Advanced Levels) is recommended.

Preview Only
Legal Use Requires Purchase

Dedicated to the Fargo Moorhead Area Youth Symphonies, the West Fargo, North Dakota Public Schools Orchestras, and the Moorhead, Minnesota Middle School Orchestras

Shifting Sands

The Shifting Song

FULL SCORE
Duration - 3:10

By Bob Phillips (ASCAP)

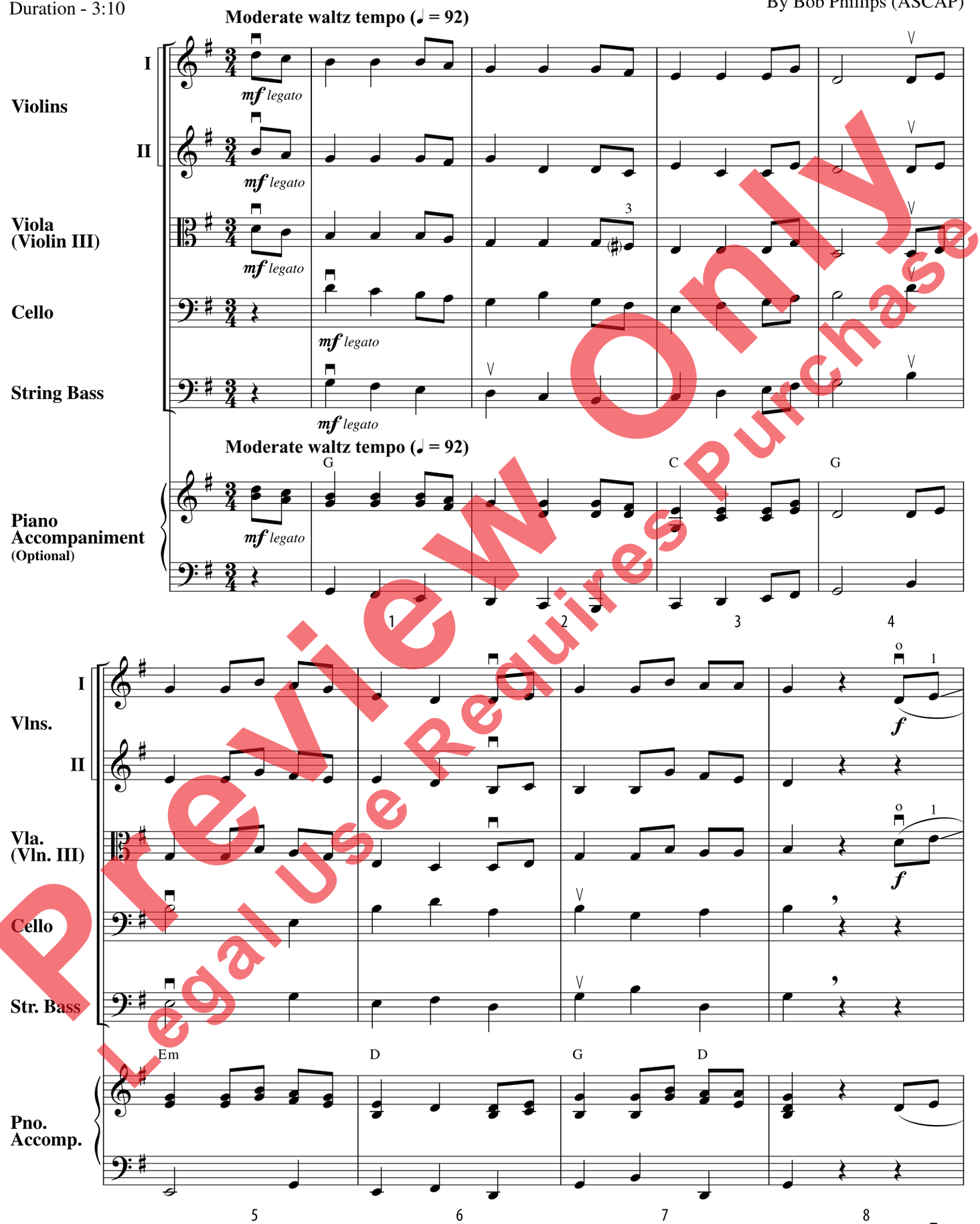

Preview Only
Legal Use Requires Purchase

Copyright © 2020 by Highland/Etling Publishing,
a division of ALFRED MUSIC
All Rights Reserved including Public Performance

mp3
Purchase a full-length performance recording!
alfred.com/downloads





Preview Only
Legal Use Requires Purchase





Preview Only
Legal Use Requires Purchase

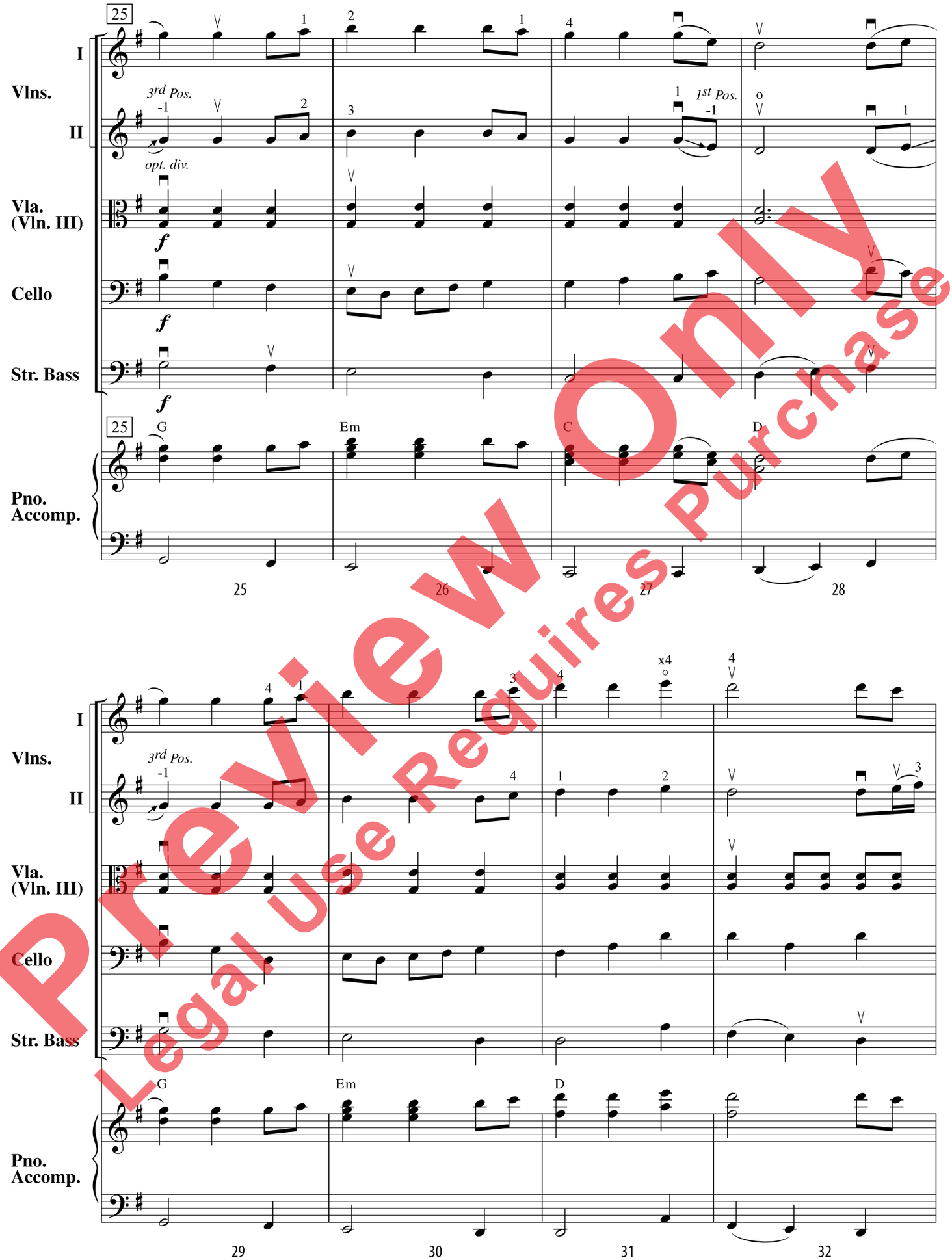

Preview Only
Legal Use Requires Purchase





Preview Only
Legal Use Requires Purchase





Preview Only
Legal Use Requires Purchase





Preview Only
Legal Use Requires Purchase





Preview Only
Legal Use Requires Purchase





Preview Only
Legal Use Requires Purchase





Preview Only
Legal Use Requires Purchase





Preview Only
Legal Use Requires Purchase

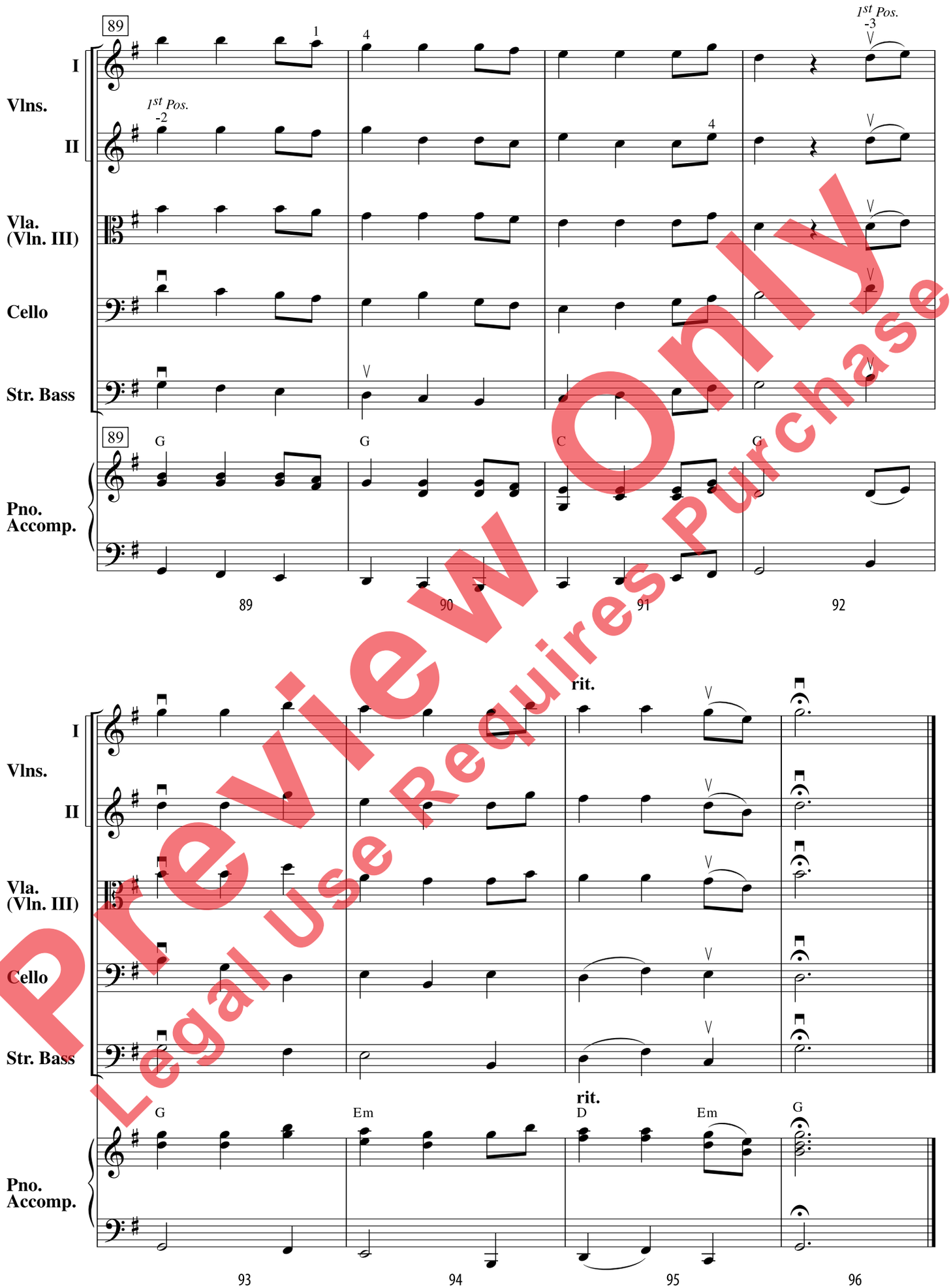

Preview Only
Legal Use Requires Purchase