



ABOUT GUITARS FOR VETS

Thousands of our war veterans are afflicted with post-traumatic stress disorder (PTSD). In fact, more soldiers have committed suicide since the Vietnam War than have died in actual battle, but many are finding hope in an unlikely place: behind the wood and strings of an acoustic guitar. The healing power of music helps soldiers cope. That's why Guitars for Vets provides veterans with guitars and a forum to learn how to play.

Our Program

Guitars for Vets (G4V) is a 501(c)(3) non-profit organization founded in Milwaukee, Wisconsin in 2007. With more than 100 chapters throughout the United States, assisted by more than 400 volunteers nationwide, G4V pursues its mission of sharing the healing power of music by providing free guitar instruction, new acoustic guitars, and guitar accessory kits. This structured program is run by volunteers, primarily through the Department of Veterans Affairs facilities and community-based medical centers.

Weekly guitar lessons provided by volunteers are individualized and designed to help students learn at their own pace. In G4V group sessions, the connection created between individuals who are both warriors and guitar players serves as a catalyst for positive human interaction. Veterans who regularly attend group sessions build confidence to further pursue creative self-expression and engagement within their communities. To date, G4V has administered over 30,000 guitar lessons and distributed over 3,000 guitars to veterans.

How You Can Help

All G4V lessons and guitars are provided to veterans free of charge. Demand for the G4V program continues to rise, with virtually all resources going directly into programming and guitars, but not every qualified applicant can be helped due to limited funding. Together, we can bring more lessons and guitars to our vets through donations of money, guitars, and related gear. By donating \$200, you can send a vet through the G4V program and enable the organization to continue sharing the healing power of music with deserving heroes across the country. Additionally, your donation of guitars and other musical instruments is encouraged and happily accepted. Learn more at www.guitars4vets.org, or call 855-G4V-HERO (855-448-4376).



ALFRED MUSIC'S COMMITMENT

Alfred Music will provide every veteran participating in the Guitars for Vets program with a complimentary copy of this book. Additionally, a portion of every book sold will go directly to the organization to help support their incredibly important work of helping our veterans experience both the healing power and joy of making music.

CONTENTS

TITLE	ARTIST	PAGE
BAD TO THE BONE	George Thorogood & the Destroyers.....	6
BIG YELLOW TAXI	Joni Mitchell.....	9
THE BALLAD OF IRA HAYES	Johnny Cash	12
BROWN SUGAR	The Rolling Stones	16
BORN IN THE U.S.A.	Bruce Springsteen	20
BORN TO RUN	Bruce Springsteen	22
BOTH SIDES NOW	Judy Collins.....	27
DO YOU WANT TO KNOW A SECRET	The Beatles	30
GOOD TIMES BAD TIMES	Led Zeppelin	33
HIT ME WITH YOUR BEST SHOT	Pat Benatar	36
GO YOUR OWN WAY	Fleetwood Mac.....	40
HOLD YOUR HEAD UP	Argent	42
I CAN SEE CLEARLY NOW	Johnny Nash	44
I GOT YOU (I FEEL GOOD)	James Brown.....	46
I SEE FIRE	Ed Sheeran	48
I DON'T WANT TO MISS A THING	Aerosmith	54
I HEAR YOU KNOCKING	Dave Edmunds.....	57
I SAW HER STANDING THERE	The Beatles	60
JAMES BOND THEME	John Barry & Orchestra	63
JUMPIN' JACK FLASH	The Rolling Stones.....	66
LIGHT MY FIRE	The Doors	71
LOLA	The Kinks	76
PAINT IT, BLACK	The Rolling Stones	81
(I CAN'T GET NO) SATISFACTION	The Rolling Stones.....	84
RIDERS ON THE STORM	The Doors	88
SHE LOVES YOU	The Beatles	93
STAIRWAY TO HEAVEN	Led Zeppelin	96
STAND BY YOUR MAN	Tammy Wynette.....	99
WIPE OUT	The Surfaris.....	102
WOODSTOCK	Crosby, Stills, Nash & Young	104
WILD HORSES	The Rolling Stones	106
Strum Patterns.....		109
Fingerpicking Patterns		110
Guitar TAB Glossary		111

ARTIST INDEX

AEROSMITH

I Don't Want to Miss a Thing 54

ARGENT

Hold Your Head Up 42

THE BEATLES

Do You Want to Know a Secret ... 30

I Saw Her Standing There 60

She Loves You 93

PAT BENATAR

Hit Me with Your Best Shot..... 36

JAMES BROWN

I Got You (I Feel Good) 46

JOHNNY CASH

The Ballad of Ira Hayes 12

JUDY COLLINS

Both Sides Now 27

CROSBY, STILLS, NASH & YOUNG

Woodstock 104

THE DOORS

Light My Fire 71

Riders on the Storm 88

DAVE EDMUNDS

I Hear You Knocking..... 57

FLEETWOOD MAC

Go Your Own Way..... 40

GEORGE THOROGOOD & THE DESTROYERS

Bad to the Bone 6

JOHN BARRY & ORCHESTRA

James Bond Theme 63

THE KINKS

Lola 76

LED ZEPPELIN

Good Times Bad Times 33

Stairway to Heaven 96

JONI MITCHELL

Big Yellow Taxi..... 9

JOHNNY NASH

I Can See Clearly Now 44

THE ROLLING STONES

Brown Sugar 16

Jumpin' Jack Flash..... 66

Paint It, Black 81

(I Can't Get No) Satisfaction 84

Wild Horses 106

ED SHEERAN

I See Fire 48

BRUCE SPRINGSTEEN

Born in the U.S.A..... 20


Born to Run 22

THE SURFARIS

Wipe Out 102

TAMMY WYNETTE

Stand By Your Man 99



GOOD TIMES BAD TIMES

Words and Music by
JIMMY PAGE, JOHN PAUL JONES
and JOHN BONHAM

Use Suggested Strum Pattern #7

Moderately ♩ = 95

Intro:



1.

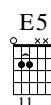
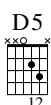
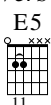
2.

mf 1. In the

TAB

2 2 2 2 0 0 2 2 0 0 2 2 0 0

Verse:

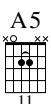


5 days of my youth, I was told what it means to be a man.

2. Instrumental

TAB

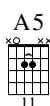
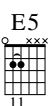
4 4 2 0 0 0 0 3 3 3 3 2 0 2 2 2 0



8 Now I've reached that age, I've tried to

TAB

0 2 3 2 3 2 0 4 2 0 1 4 4 4 2 0 0 0 0



10 do all those things the best I can. No mat-ter how I try, I find my

TAB

0 3 3 3 3 2 2 2 2 2 0 0 4 4 2 2 0 0 0 0

© 1969 (Renewed) FLAMES OF ALBION MUSIC, INC.
All Rights Administered by WB MUSIC CORP.
Exclusive Worldwide Print Rights Administered by ALFRED MUSIC
All Rights Reserved

HIT ME WITH YOUR BEST SHOT

Use Suggested Strum Pattern #1
or Rhythm indicated in Intro

Words and Music by
EDDIE SCHWARTZ

Moderately ♩ = 128

Intro:

1. E5 A5 C#5 4fr. B5 E5 A5 C#5 4fr. B5 A5 B5

The intro consists of two measures of music. The first measure contains the chords E5, A5, C#5 (4fr.), and B5. The second measure contains the chords E5, A5, C#5 (4fr.), B5, A5, and B5. The guitar tab below the staff shows the fret numbers for each note: 2, 0, 2, 0, 6, 4, 4, 2, 2, 2, 0, 0, 6, 4, 2, 2, 0, 0, 2, 4, 4.

2.

Verses 1 & 2:

B5 A5 B5 E5 B5 C#5 4fr. A5 B5

The verses consist of two measures of music. The first measure contains the chords B5, A5, B5, and E5. The second measure contains the chords B5, C#5 (4fr.), A5, and B5. The guitar tab below the staff shows the fret numbers for each note: 6, 4, 4, 2, 2, 0, 0, 2, 2, 2, 0, 0, 2, 0, 0, 2, 2, 0.

1. Well, you're a real tough cook - ie with a long his - to - ry of
2. See additional lyrics

E5 B5 C#5 4fr.

The continuation of the verses consists of two measures of music. The first measure contains the chords E5, B5, and C#5 (4fr.). The guitar tab below the staff shows the fret numbers for each note: 2, 0, 2, 0, 2, 2, 0, 2, 0, 4, 2, 2, 0, 2, 0.

break - ing lit - tle hearts like the one in me. That's o - kay, let's see

A5 B5

The continuation of the verses consists of two measures of music. The first measure contains the chords A5 and B5. The guitar tab below the staff shows the fret numbers for each note: 0, 2, 2, 0, 2, 2, 0, 2, 2, 4, 2.

— how you do — it. Put up your dukes, — let's get down to — it.

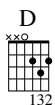
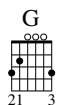
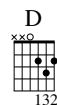
I CAN SEE CLEARLY NOW

Use Suggested Strum Pattern #6

Moderate reggae

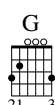
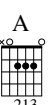
Words and Music by
JOHNNY NASH

Verse:


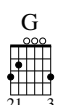

1.3. I can see clear - ly now__ the rain__ is gone._
 2. Think I can make__ it now__ the pain__ is gone._

TAB: 3 0 2 3 2 0 3 2 3 2

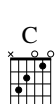


5 I can see all__ ob - sta - cles in my way.__
 All of the bad__ feel - ings have dis - ap - peared._

TAB: 3 0 2 3 3 2 0 2 3 0

9 Gone are the dark__ clouds_ that had__ me blind._ } It's gon-na be a
 Here is the rain - bow I've__ been pray - ing for._ }

TAB: 3 0 2 3 2 0 3 3 2 3 2 2 2 2 2

13 bright, (Bright,_) bright__ (bright) sun-shin - y day.__ It's gon-na be a

TAB: 1 0 0 2 0 3 0 3 0 0 3 2 2 2 2 2

To Coda ♯ 1.