

Music for Little Mozarts

Written Activities and Rhythm Patterns to Reinforce Rhythm Reading

The *Rhythm Speller Book 3* reinforces rhythm skills based on the concepts introduced in the *Music Lesson Book 3*. The pages in the book correlate page by page with the materials in the *Music Lesson Book*. They should be assigned according to the instructions in the upper right corner of the pages in this book. They may also be assigned as review material at any time after the students have passed the designated *Music Lesson Book* page.

Each page of the *Rhythm Speller Book* has two activities—a **rhythm-writing** activity and a **rhythm-reading** activity. The written activities reinforce note values and counting through coloring, circling, drawing, or matching. The rhythm-reading activities help students practice:

- Clapping or tapping rhythm patterns while counting aloud.
- Playing rhythms on rhythm instruments or keys on the keyboard.
(Other rhythm instruments can be substituted for those suggested throughout the book.)
- Chanting words based on rhythm patterns.



Alfred Music
P.O. Box 10003
Van Nuys, CA 91410-0003
alfred.com

Copyright © 2018 by Alfred Music
All rights reserved. Printed in USA.


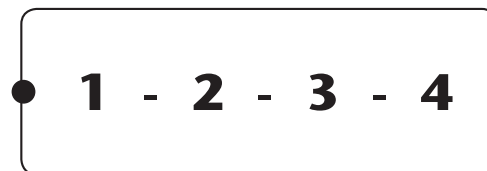

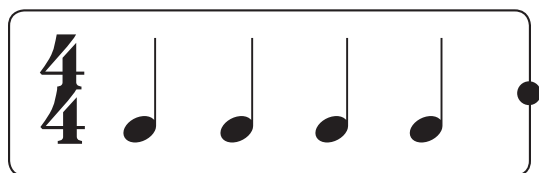
No part of this book shall be reproduced, arranged, adapted, recorded, publicly performed, stored in a retrieval system, or transmitted by any means without written permission from the publisher. In order to comply with copyright laws, please apply for such written permission and/or license by contacting the publisher at alfred.com/permissions.

ISBN-10: 1-4706-4052-X
ISBN-13: 978-1-4706-4052-1

Illustrations by Christine Finn

Rhythm Writing

Draw a line connecting the dots to match the rhythm patterns to their counts.



Rhythm Reading

Clap the *Professor Haydn Hippo* rhythm pattern and chant the words.

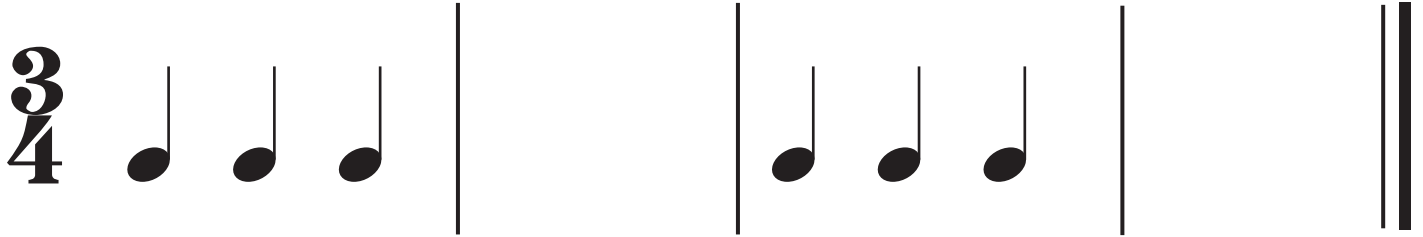


Chant: Pro - fes - sor Hay - dn Hip - po (rest)

Rhythm Writing

Draw a **dotted half note** in each blank measure.
Then, clap and count the rhythm pattern.

Example:



Rhythm Reading

Clap the *Nannerl Mouse* rhythm pattern and chant the words.



Chant: Nan - ne - rl

Mouse (rest) (rest)