

Karaoke Christmas

A Holiday Pops Presentation



Arranged for 2-Part Voices
by Andy Beck, Alan Billingsley, Greg Gilpin,
Mark Hayes, Larry Shackley, and Kirby Shaw

Title song and optional script
by Andy Beck and Brian Fisher

1. Karaoke Christmas	4
2. Gettin' in the Mood for Christmas	8
3. Frosty the Snowman	21
4. Run, Rudolph, Run.....	29
5. Candy Cane Lane	40
6. Jingle Bell Rock	48
7. Believe	57
8. Sparklejollytwinklejingley.....	67
9. Karaoke Christmas (Bows)	78

See back cover for CD track numbers.
 Performance time: approximately 30 minutes.
 Reproducible student pages and full-color cover art are included as PDF files on the Enhanced SoundTrax CD.



Alfred Music
 P.O. Box 10003
 Van Nuys, CA 91410-0003
 alfred.com

© 2018 by Alfred Music
 All Rights Reserved. Printed in USA.

Book & CD (00-46827)
 ISBN-10: 1-4706-3997-1
 ISBN-13: 978-1-4706-3997-6

Teacher's Handbook (00-46828)
 ISBN-10: 1-4706-3998-X
 ISBN-13: 978-1-4706-3998-3

Enhanced SoundTrax CD (00-46829)
 ISBN-10: 1-4706-3999-8
 ISBN-13: 978-1-4706-3999-0

Cover Images

Karaoke boy: © Getty Images / chihhang • Karaoke girl: © Getty Images / chihhang •
 Ornament frame: © Getty Images / Ankudi • Candy canes and snow frame: © Getty Images / YadvigaGr

Cast of Characters and Costumes

- Principal Pine:** A fun-loving, happy-go-lucky school principal, probably female. This role may be played by a student or an adult—maybe even your actual school principal! Wears professional attire, plus a bit of flair for the holidays. Despite being somewhat absentminded, Pine manages to keep things running smoothly, and always remembers to have a bit of fun with the kids along the way.
- DJ Jinglez with a Z:** A popular local DJ with a ton of confidence! The students get a kick out of his (or her) cool attitude, hip lingo, and festive collection of holiday music. Wears contemporary clothes with a colorful jacket or hoodie and a stylish hat.
- Students:** There are 20 assigned speaking parts, each with a handful of lines. The lines may be divided among even more students, or combined to feature fewer performers. Any number of additional students may be added—singing, dancing, and reacting throughout. The entire cast is dressed for a wintertime dance or an after school assembly. Encourage performers to wear holiday colors, or consider making official *Karaoke Christmas* t-shirts to create uniformity.

Setting and Props

It's so simple! *Karaoke Christmas* takes place in a school, so your normal school surroundings will be perfect. You'll want to display plenty of holiday/wintertime decorations to create a festive party atmosphere, and possibly even hang a *Karaoke Christmas* banner in center stage.

Choose a prominent location (or locations) for the DJ and Principal Pine—perhaps up on a platform or multiple platforms up center, off to one side, or both! A large Christmas stocking (filled with song titles) hangs from the DJ's table, which can be topped with sound equipment such as a record turntable, CD player, receiver, mixer, etc. Principal Pine carries a clipboard and occasionally dons reading glasses. Additionally, a microphone on a stand or lectern would anchor Pine's primary position.

The majority of the cast is scattered throughout the entire performance area on risers, the floor, everywhere! When students have spoken lines, be sure to bring them forward, and don't hesitate to create new formations for every song.

A couple of dance props are mentioned in the choreography notes, but are not required—colorful silk scarves for “Believe” and large plastic candy canes if you choose the alternate choreography for “Sparklejollytwinklejingley,” which is available on Alfred's *Lift Me Up!* Choral Movement DVD (38171).



About the Writers

Andy Beck is the Director of Choral Publications for Alfred Music. He received a bachelor's degree in Music Education from Ithaca College and a master's degree in Music Education from Northwest Missouri State University. A successful composer and arranger, Andy has authored several top-selling chorals, songbooks, and children's musicals, as well as co-written the highly regarded method *Sing at First Sight, Foundations in Choral Sight-Singing, Levels 1 and 2*.

Alan Billingsley is an internationally recognized arranger, composer, orchestrator, and producer of all styles of music. His work is found in the educational market and in commercial recordings. He has also written music for radio and television, theme park shows, and corporate theatrical events. Alan has enjoyed a long-term working relationship with The Walt Disney Company and its world-wide attractions; he has often been featured as one of Disneyland's exclusive clinicians for "Magic Music Days." Mr. Billingsley has a degree in music and psychology from Indiana University and owns and operates an all-digital recording studio in the Los Angeles area.

Brian Fisher is a native of Pennsylvania, where he received a bachelor's degree in Quantitative Business Analysis from Penn State University. After several years as a bank auditor, he attended the State University of New York and became a teacher. Throughout his life, he has been active in music and theatre as an educator, director, and performer. Brian currently lives in North Carolina, where he teaches middle school.

Greg Gilpin is a well-known choral composer and arranger with hundreds of publications to his credit. He does numerous commissions throughout the year and special arranging projects for recorded works. He is also in demand as a conductor, working with choral festivals and events, and all-district and all-state choirs. Greg attends many music educator conventions throughout the year, presenting clinics on subjects ranging from movement and choreography to classical literature and sacred music. At home in Indianapolis, Greg is busy as a studio musician and producer in the recording industry.

Mark Hayes is an award-winning concert pianist, composer, and arranger of choral, piano, and orchestral music. With over 850 published works to his credit, Mark is well known for his unique choral settings, which draw from diverse styles such as gospel, jazz, pop, folk, and classical to achieve a truly "American sound." He has recorded numerous solo piano albums and tours internationally as a concert artist and clinician. A graduate of Baylor University, Mark is a reoccurring recipient of the Standard Award from ASCAP.

Larry Shackley is a full-time composer and music editor from Columbia, South Carolina. Larry's published music includes over 200 choral pieces, seven cantatas, and 400 keyboard arrangements, as well as vocal and instrumental collections and numerous orchestrations. He has received writing awards from ASCAP every year since 1998, and has fulfilled commissions from schools, churches, and community choirs across America. Larry and his wife, Joni, have four children and three grandchildren.

Kirby Shaw has made a major impact in choral music education, sharing his musical expertise in 45 states, Canada, Australia, The Bahamas, Sweden, The Netherlands, Italy, Spain, and Germany. His accomplishments include overseeing the creation of hundreds of educational recordings, five college-university albums, and two solo albums. He has scatted one-on-one with such notables as Bobby McFerrin, Mark Murphy, Chris Calloway, Al Jarreau, and Jon Hendricks. He is also a member of Just 4 Kicks, a four-man a cappella ensemble specializing in jazz. Kirby has degrees in Music Education and Choral Composition from San Jose State University and a DMA degree in Choral Conducting from the University of Washington.


1. Karaoke Christmas

Words and Music by
ANDY BECK

Ad lib party atmosphere

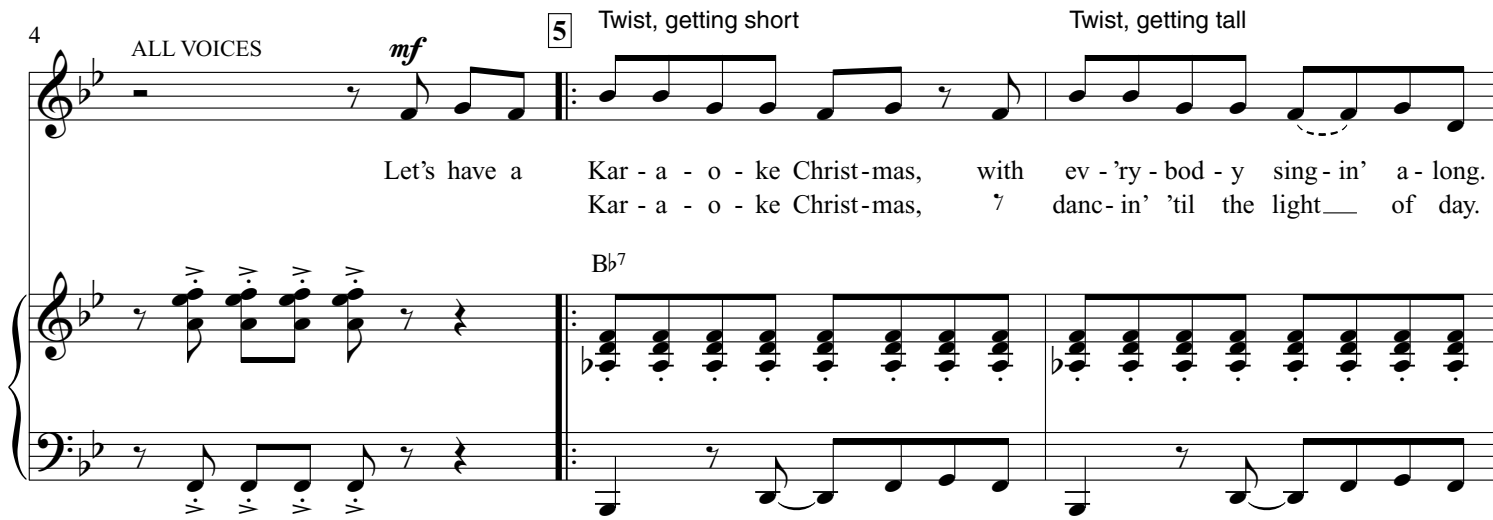
Rock it out! (♩ = ca. 152)

PIANO




4 ALL VOICES *mf* 5 Twist, getting short Twist, getting tall

Let's have a Kar - a - o - ke Christ-mas, with ev - 'ry - bod - y sing - in' a - long.
Kar - a - o - ke Christ-mas, 7 danc - in' 'til the light___ of day.



7 Chug R 2x, clap Chug L 2x, clap ||:

Kar - a - o - ke, a Kar - a - o - ke Christ-mas! A Kar - a - o - ke Christ-mas, where
Kar - a - o - ke, a Kar - a - o - ke Christ-mas! A Kar - a - o - ke Christ-mas, 7



3. Frosty the Snowman

Arranged by
KIRBY SHAW

Words and Music by
STEVE NELSON and JACK ROLLINS

Pop Rock (♩ = ca. 160) Pulse R rocker hand above 3x (half note), then fold arms rapper style

PART I *mf* (rap-like) (intense whisper)
Thump - ty thump, thump - ty thump. Frost - y!

PART II *mf* (rap-like) (intense whisper)
Thump - ty thump, thump - ty thump. Frost - y!

PIANO *mf* N.C.
Thump - ty thump, thump - ty thump. Frost - y boy! Thump - ty thump, thump - ty

3 Same L (rap-like) opt. SOLO (Principal) ALL
Thump - ty thump, thump - ty thump. Frost - y boy! Thump - ty thump, thump - ty

G F G F G
Thump - ty thump, thump - ty thump. Thump - ty thump, thump - ty

6. Jingle Bell Rock

Arranged by
ALAN BILLINGSLEY

Words and Music by
JOE BEAL and JIM BOOTHE

Ad lib excitement
Lively swing (♩ = ca. 152) (♩♩ = )

PIANO *mf*



5 PART I Step-snap swinging arms R, L, R, L Shake R index up 4x on R
mf



Jin - gle bell, jin - gle bell, jin - gle bell rock. A - jin - gle bell swing and

PART II *mf*



Jin - gle bell, jin - gle bell, jin - gle bell rock. A - jin - gle bell swing and

D⁶ Ebdim⁷



8 Same L Hug yourself down and up 2x



jin - gle bells ring. Snow - in' and blow - in' up bush - els of fun,___



jin - gle bells ring. Snow - in' and blow - in' up bush - els of fun,___

A⁹sus⁴/E A⁷ A⁹sus⁴/E A⁷ A⁹sus⁴/E A⁷

