

CONTENTS

Part I. GETTING STARTED

Foreword	3
A Short History of the Harmonica	3
Types of Harmonicas	4
Choosing a Harmonica	5
Care and Grooming of the Harmonica	5
Breaking in Your Harmonica	5
How to Hold the Harmonica	5
Vibrato	5
Chording	6
Harmonica Notation	6
<i>Jingle Bells</i>	7
<i>Row, Row, Row Your Boat</i>	7
<i>Oh! Susanna</i>	8
Playing Single Notes	9
Single-Note Exercises	10
<i>Ode to Joy</i>	11
<i>Down in the Valley</i>	11
<i>When the Saints Go Marching In</i>	11
<i>He's Got the Whole World in His Hands</i>	11
<i>Silent Night</i>	12
<i>Clementine</i>	12
● MINI MUSIC LESSON: Getting Acquainted with Music Notation	13
● MINI MUSIC LESSON: Clefs	14
● MINI MUSIC LESSON: Basic Rhythm	15
Summing Up	15
● MINI MUSIC LESSON: Measures and Bar Lines, Time Signatures	16
Riddles and Quizzes	17

Part II. JUKEBOX

<i>Careless Love, Good Night Ladies</i>	18
<i>Take Me Out to the Ball Game</i>	19
<i>Home on the Range</i>	20
<i>Michael Row the Boat Ashore, Auld Lang Syne</i>	21
<i>Over There</i>	22
<i>Are You from Dixie?</i>	23
<i>Worried Man Blues</i>	24
● MINI MUSIC LESSON: Sharps, Flats and Naturals	25
Cross Harp	25
<i>Red River Valley</i>	25
<i>Tom Dooley</i>	26
<i>Goodnight, Irene</i>	27

Part III. ADVANCED TECHNIQUES

A Brief History of the Blues	28
The 12-Bar Blues Progression	29
Bending Notes	30

Note Bending and Cross Harp	30
<i>Blues in G</i>	32
<i>Blues for a Sunday Night</i>	33
<i>Gambler's Blues</i>	34
<i>Key to the Highway</i>	35
<i>Willy the Weeper</i>	36
<i>C. C. Rider</i>	37
Scales	38
Blues Scales and Improvising	41

Part IV. STYLES & RECOMMENDED LISTENING

Blues: <i>Goin' Down the Road Feelin' Bad</i>	42
Rock: <i>La Bamba</i>	43
Soul: <i>Rock-a-My Soul</i>	44
Pop: <i>Aura Lee</i>	45
Country: <i>Wildwood Flower</i>	46
Bluegrass: <i>Wabash Cannonball</i>	47
Folk: <i>Scarborough Fair</i>	48

Part V. MORE ADVANCED TECHNIQUES

● MINI MUSIC LESSON: Grace Notes:

<i>Grace-Note Blues</i>	49
Sliding: <i>Bill Bailey</i>	50
<i>Battle Hymn of the Republic</i>	51
Choking, The Train Whistle	52
<i>The Yellow Dog Drag</i>	52
Talking into the Harp	54
<i>Railroad Bill</i>	55
Vibrato	56
<i>Danny Boy</i>	57
The Shake	58
● MINI MUSIC LESSON: Syncopation	59
<i>The Entertainer</i>	60
Basic Musical Symbols Recap	62

Part VI. LICKS IN THE STYLE OF . . .

The Beatles	63
Bob Dylan	64
Bruce Springsteen	65
Billy Joel	66
Stevie Wonder	67
Huey Lewis	68
The J. Geils Band	69

Part VII. FINAL THOUGHTS

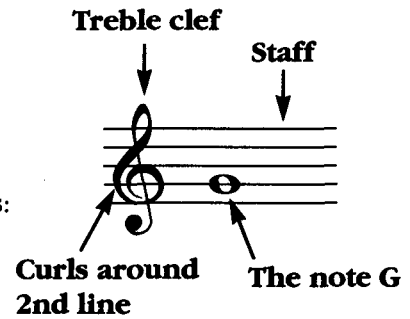
Playing with a Band	70
Answers to Riddles and Quizzes	71
Blues Progressions in Various Keys	71
Master Chart of Notes on the Harmonica	72



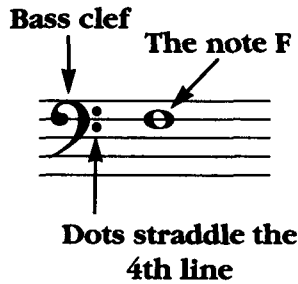
CLEFS

In order to identify the notes on the five-line staff, a symbol called a *clef* is placed at the beginning of each staff.

Most music for the harmonica is written on the treble clef, also called the G clef. It looks like this:




The bass (pronounced: base) clef is used for the lowest notes on the harmonica. The bass clef, also called the F clef, looks like this:



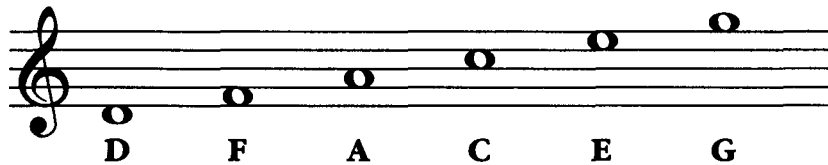
Naming the Notes in the Treble Clef

Notes that are higher on the staff sound higher.

NOTES ON THE LINES:




NOTES IN THE SPACES:



The following memory tricks may help you remember the notes:
 On the lines (from bottom to top): Every Good Boy Does Fine
 In the spaces (from bottom to top): Don't Forget All Cows Eat Grass

Naming the Notes in the Bass Clef

NOTES ON THE LINES:



NOTES IN THE SPACES:



Memory tricks for the bass clef:
 On the lines: Good Boys Do Fine Always
 In the spaces: F A C E Good Bye