

CONTENTS

CHORD THEORY	Intervals	4
	Basic Triads	8
	Building Chords.....	10

READING CHORDS	Chord Frames.....	14
	Choosing Chord Positions.....	14

CHORDS

Enharmonic Equivalents



	A _b G [#]	A	B _b A [#]	B	C	C [#] D _b
Major.....	16	28	40	52	64	76
Minor	16	28	40	52	64	76
Diminished.....	16	28	40	52	64	76
Augmented	17	29	41	53	65	77
Fifth	17	29	41	53	65	77
Suspended Fourth.....	17	29	41	53	65	77
Suspended Second	18	30	42	54	66	78
Major Sixth	18	30	42	54	66	78
Minor Sixth.....	18	30	42	54	66	78
Major Seventh	19	31	43	55	67	79
Seventh.....	19	31	43	55	67	79
Minor Seventh.....	19	31	43	55	67	79
Minor Seventh Flat Fifth.....	20	32	44	56	68	80
Diminished Seventh	20	32	44	56	68	80
Seventh Suspended Fourth	20	32	44	56	68	80
Major Add Ninth	21	33	45	57	69	81
Major Ninth.....	21	33	45	57	69	81
Ninth.....	21	33	45	57	69	81
Minor Ninth	22	34	46	58	70	82
Sixth Add Ninth.....	22	34	46	58	70	82
Minor Sixth Add Ninth.....	22	34	46	58	70	82
Minor Major Seventh.....	23	35	47	59	71	83
Minor Ninth Major Seventh...23	35	47	59	71	83	
Eleventh.....	23	35	47	59	71	83
Minor Eleventh.....	24	36	48	60	72	84
Thirteenth.....	24	36	48	60	72	84
Seventh Flat Fifth	24	36	48	60	72	84
Seventh Augmented Fifth.....	25	37	49	61	73	85
Major Seventh Sharp Eleventh.....	25	37	49	61	73	85
Seventh Flat Ninth	25	37	49	61	73	85
Seventh Sharp Ninth.....	26	38	50	62	74	86
Seventh Flat Ninth Augmented Fifth	26	38	50	62	74	86
Ninth Augmented Fifth	26	38	50	62	74	86
Ninth Flat Fifth.....	27	39	51	63	75	87
Thirteenth Flat Ninth.....	27	39	51	63	75	87
Thirteenth Flat Ninth Flat Fifth	27	39	51	63	75	87

CHORDS

Enharmonic Equivalents



Major.....	88	100	112	124	136	148
Minor	88	100	112	124	136	148
Diminished.....	88	100	112	124	136	148
Augmented	89	101	113	125	137	149
Fifth	89	101	113	125	137	149
Suspended Fourth.....	89	101	113	125	137	149
Suspended Second.....	90	102	114	126	138	150
Major Sixth	90	102	114	126	138	150
Minor Sixth.....	90	102	114	126	138	150
Major Seventh	91	103	115	127	139	151
Seventh.....	91	103	115	127	139	151
Minor Seventh.....	91	103	115	127	139	151
Minor Seventh Flat Fifth.....	92	104	116	128	140	152
Diminished Seventh	92	104	116	128	140	152
Seventh Suspended Fourth ...	92	104	116	128	140	152
Major Add Ninth	93	105	117	129	141	153
Major Ninth.....	93	105	117	129	141	153
Ninth.....	93	105	117	129	141	153
Minor Ninth	94	106	118	130	142	154
Sixth Add Ninth.....	94	106	118	130	142	154
Minor Sixth Add Ninth.....	94	106	118	130	142	154
Minor Major Seventh.....	95	107	119	131	143	155
Minor Ninth Major Seventh...	95	107	119	131	143	155
Eleventh.....	95	107	119	131	143	155
Minor Eleventh.....	96	108	120	132	144	156
Thirteenth.....	96	108	120	132	144	156
Seventh Flat Fifth	96	108	120	132	144	156
Seventh Augmented Fifth.....	97	109	121	133	145	157
Major Seventh Sharp Eleventh.....	97	109	121	133	145	157
Seventh Flat Ninth	97	109	121	133	145	157
Seventh Sharp Ninth.....	98	110	122	134	146	158
Seventh Flat Ninth Augmented Fifth	98	110	122	134	146	158
Ninth Augmented Fifth	98	110	122	134	146	158
Ninth Flat Fifth.....	99	111	123	135	147	159
Thirteenth Flat Ninth.....	99	111	123	135	147	159
Thirteenth Flat Ninth Flat Fifth	99	111	123	135	147	159

A NOTE ABOUT KEYS Circle of Fifths 160

Play any note on the mandolin, then play a note one fret above it. The distance between these two notes is a *half step*. Play another note followed by a note two frets above it. The distance between these two notes is a *whole step* (two half steps). The distance between any two notes is referred to as an *interval*.

A *scale* is a series notes in a specific arrangement of whole and half steps. In the example of the C Major scale below, the letter names are shown above the notes and the *scale degrees* (numbers) of the notes are written below. Notice that C is the first degree of the scale, D is the second, etc.

The name of an interval is determined by counting the number of scale degrees from one note to the next. For example, an interval of a 3rd, starting on C, would be determined by counting up three scale degrees, or C–D–E (1–2–3). C to E is a 3rd. An interval of a 4th, starting on C, would be determined by counting up four scale degrees, or C–D–E–F (1–2–3–4). C to F is a 4th.

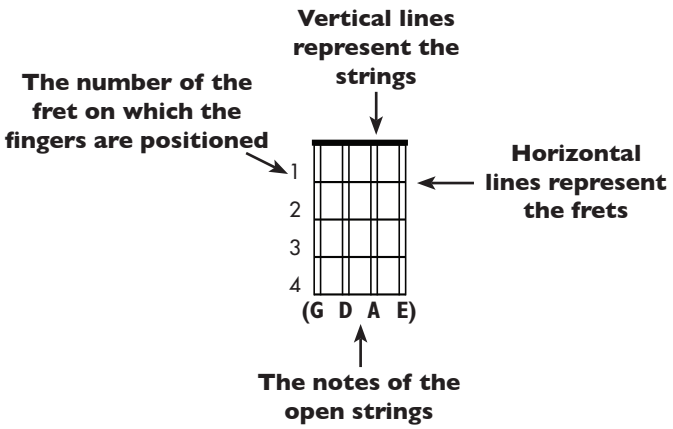
The diagram shows a musical staff with a treble clef and a key signature of one flat (Bb). The notes of the C Major scale are written on the staff: C (middle C), D, E, F, G, A, B, C. Above the notes are their scale degrees: 1, 2, 3, 4, 5, 6, 7, 8. Below the notes, intervals starting from C are indicated with arrows and labels: M2 (1 step), M3 (2 steps), P4 (2 1/2 steps), P5 (3 1/2 steps), M6 (4 1/2 steps), M7 (5 1/2 steps), and P8 (6 steps). Above the staff, the intervals between consecutive notes are labeled: 1 (whole) step, 1 step, 1/2 (half) step, 1 step, 1 step, 1 step, and 1/2 step.

A musical staff showing three notes: D (on the second line), F (on the second space), and A (on the third line).

9 11 13

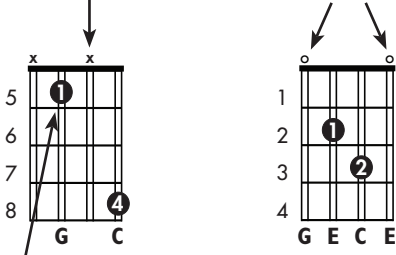
The intervals of a 9th, 11th & 13th are often used in chord construction.

The following explains how to read chord frames:



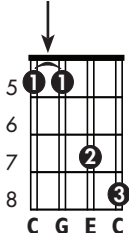
An X indicates that the string is unplayed or muted

Open (unfingered) strings



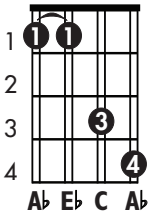
Circles indicate on which fret and which string the finger is placed—the number indicates which finger is used

Slurs indicate that the finger is placed flat, covering the marked notes

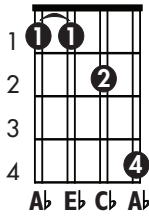


Resulting note names

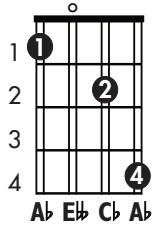
A^b



A^bm



A^b°



A^b

