

# Music for Little Mozarts

## Written Activities and Playing Examples to Reinforce Note-Reading

The *Notespeller & Sight-Play Book 4* reinforces note-reading skills based on the concepts introduced in the *Music Lesson Book 4*. The pages in this book correlate page by page with the materials in the *Music Lesson Book*. They should be assigned according to the instructions in the upper right corner of the pages in this book. They also may be assigned as review material at any time after the students have passed the designated *Music Lesson Book* page.

Each page of the *Notespeller & Sight-Play Book* has two activities—a written activity and a playing example. The written activity reinforces notes on the keyboard and the staff through coloring, circling, drawing, or matching. The sight-play examples help students:

- Relate notes and musical concepts to performance on the keyboard.
- Move out of fixed hand positions.
- Identify melodic and rhythm patterns.

For the sight-play examples, teachers may use the following preparation steps:

- 1 Clap (or tap) the rhythm and count aloud evenly.
- 2 Point to the notes and rests and count aloud evenly.
- 3 Play and say the finger numbers.
- 4 Point to the notes and say the note names.
- 5 Play and say the note names.



Alfred Music  
P.O. Box 10003  
Van Nuys, CA 91410-0003

Illustrations by Christine Finn

*No part of this book shall be reproduced, arranged, adapted, recorded, publicly performed, stored in a retrieval system, or transmitted by any means without written permission from the publisher. In order to comply with copyright laws, please apply for such written permission and/or license by contacting the publisher at [alfred.com/permissions](http://alfred.com/permissions).*

**Christine H. Barden • Gayle Kowalchyk • E. L. Lancaster**

Copyright © 2016 by Alfred Music  
All rights reserved. Printed in USA.





ISBN-10: 1-4706-3242-X  
ISBN-13: 978-1-4706-3242-7

## Review: Notes in C Position



Help the music friends review notes in C Position.

Draw a line connecting the dots to match the notes to their letter names.



## Sight-Play

### C POSITION

Play and count.

Count: 1 1 1 1 1 1 1 - 2