

Alfred's

EASY HITS GUITAR TAB EDITION

Easy guitar songs

ROCK and POP

50 HITS FROM ACROSS THE DECADES



Produced by
Alfred Music
P.O. Box 10003
Van Nuys, CA 91410-0003
alfred.com

Printed in USA.

No part of this book shall be reproduced, arranged, adapted, recorded, publicly performed, stored in a retrieval system, or transmitted by any means without written permission from the publisher. In order to comply with copyright laws, please apply for such written permission and/or license by contacting the publisher at alfred.com/permissions.

ISBN-10: 1-4706-2755-8
ISBN-13: 978-1-4706-2755-3

Cover Photos
Gibson Hummingbird courtesy of Gibson Brands • Duesenberg Dragster DC courtesy of Duesenberg Guitars, USA



Alfred Cares. Contents printed on environmentally responsible paper.

contents

Strum Patterns.....	6
Fingerpicking Patterns.....	7

TITLE	ARTIST	
All About That Bass.....	Meghan Trainor	8
All Along the Watchtower.....	The Jimi Hendrix Experience.....	12
Bad to the Bone	George Thorogood & the Destroyers.....	14
Behind Blue Eyes.....	The Who.....	18
Big Yellow Taxi.....	Joni Mitchell	22
Both Sides Now.....	Judy Collins.....	25
Brown Sugar.....	The Rolling Stones.....	28
A Change Is Gonna Come	Sam Cooke.....	32
Changes in Latitudes, Changes in Attitudes.....	Jimmy Buffett	34
Classical Gas	Mason Williams	40
Colour My World.....	Chicago	17
Cool Kids	Echosmith.....	44
Dancing Queen.....	ABBA	37
Do You Want to Know a Secret	The Beatles	48
Don't Stop Believin'	Journey	51
Everything Is Awesome (Awesome Remixx!!!)....	from <i>The Lego Movie</i>	56
Fernando	ABBA	61
Forget You.....	Cee Lo Green	66
Ghostbusters	Ray Parker, Jr.	70
Girl on Fire.....	Alicia Keys	76
Grenade	Bruno Mars.....	80
I Can See Clearly Now	Johnny Nash.....	88
I Don't Want to Miss a Thing	Aerosmith.....	85
I Saw Her Standing There.....	The Beatles	90
I See Fire.....	Ed Sheeran.....	96

TITLE	ARTIST	
If You Leave Me Now	Chicago	102
James Bond Theme	The Monty Norman Orchestra.....	93
Jumpin' Jack Flash.....	The Rolling Stones	106
Just the Way You Are (Amazing)	Bruno Mars.....	111
Lay Lady Lay	Bob Dylan.....	116
Leaving on a Jet Plane.....	Peter, Paul and Mary	119
Let It Go	from Walt Disney's <i>Frozen</i>	122
Margaritaville	Jimmy Buffett	130
Over the Rainbow.....	Israel Kamakawiwo'ole	127
Paint It, Black	The Rolling Stones	134
Rocky Mountain High.....	John Denver	137
(I Can't Get No) Satisfaction	The Rolling Stones	140
She Loves You	The Beatles	144
Shower the People	James Taylor.....	147
Space Oddity	David Bowie.....	150
Stairway to Heaven (excerpt).....	Led Zeppelin.....	154
Stand by Your Man.....	Tammy Wynette	157
Superstar	Carpenters	160
Take Me Home, Country Roads	John Denver	162
Time of the Season	The Zombies.....	165
A Whiter Shade of Pale	Procol Harum	168
Wild Horses	The Rolling Stones	171
Wipe Out	The Surfaris	174
With Arms Wide Open.....	Creed	178
Woodstock	Crosby, Stills, Nash & Young.....	176

STRUM PATTERNS

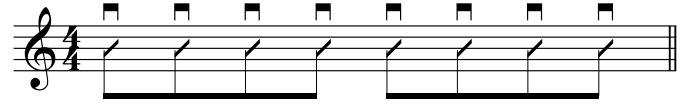
Below are a number of suggested patterns that may be used while strumming the chords for the songs in this book. Think of these as starting points from which you may embellish, mix up, or create your own patterns.

Note the markings above the staff that indicate the direction of the strums.


▣ indicates a downstroke

∨ indicates an upstroke


Strum Pattern #1:




Strum Pattern #2:




Strum Pattern #3:



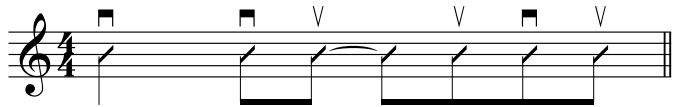
Strum Pattern #4:



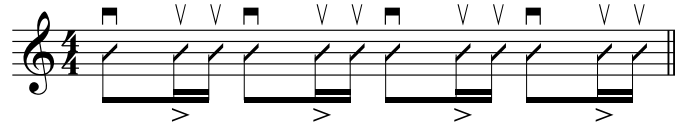
Strum Pattern #5:



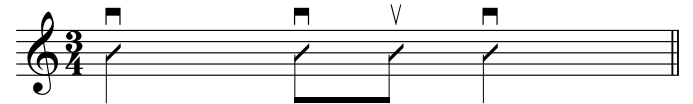
Strum Pattern #6:




Strum Pattern #7:



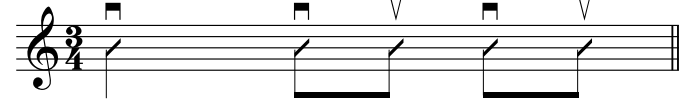
Strum Pattern #8:



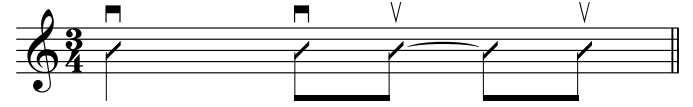
Strum Pattern #9:



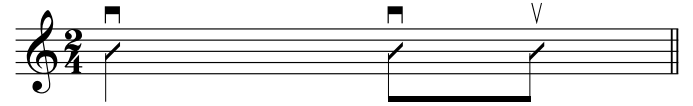
Strum Pattern #10:



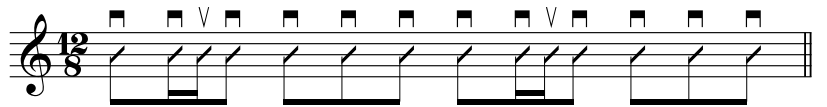
Strum Pattern #11:




Strum Pattern #12:



Strum Pattern #13:



Strum Pattern #14:



FINGERPICKING PATTERNS

Here are some fingerpicking patterns that may be used to arpeggiate chords where indicated in this book. As with the strum patterns, these are starting points from which you may embellish, mix up, or create your own patterns.

Note the fingerings:

p = thumb

i = index finger

m = middle finger

a = ring finger

▣ indicates a downstroke √ indicates an upstroke

Fingerpicking Pattern #1:

p i m i p i m i

Fingerpicking Pattern #2:

p i m p m i m

Fingerpicking Pattern #3:

p i m p i m a

Fingerpicking Pattern #4:

p i m a p i m a

Fingerpicking Pattern #5:

p i p m p i p m

Fingerpicking Pattern #6:

p i p m i p i

Fingerpicking Pattern #7:

p m p i m p i

Fingerpicking Pattern #8:

p m i

Fingerpicking Pattern #9:

p i m a m i

Fingerpicking Pattern #10:

p i m a m

Fingerpicking Pattern #11:

p i m a

Fingerpicking Pattern #12:

Fingerpicking Pattern #13:

Fingerpicking Pattern #14:

p i m a m i p i m a m i

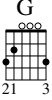
ALL ABOUT THAT BASS

Use Suggested Strum Pattern #3 for Verse and Chorus
Use Suggested Strum Pattern #6 for Pre-chorus

Words and Music by
MEGHAN TRAINOR and KEVIN KADISH

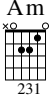
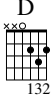
Moderately bright

Intro:

G



Be-cause you know I'm all a - bout that bass, 'bout that bass, no tre-ble. I'm

TAB: 3 3 3 3 0 | 0 0 0 0 0 0 0 0 | 0 0 0 2 0

Am
 D


all a - bout that bass, 'bout that bass, no tre - ble. I'm all a - bout that bass, 'bout that

TAB: 0 2 2 2 2 2 2 | 0 0 0 0 0 0 | 0 2 2 2 4 2 2

G


bass, no tre - ble. I'm all a - bout that bass, 'bout that bass.


TAB: 4 0 0 2 0 | 0 0 0 0 0 0 0 0 | 0

Verse:

Am


1. Yeah, it's pret - ty clear, I ain't no size two, but I can shake it, shake it


TAB: 0 0 0 0 0 | 0 2 0 4 0 | 2 2 2 2 2 2 2

D

 132

13

like I'm sup-posed to do. 'Cause I got that boom, boom that all the boys chase. And all

TAB
 2 2 2 0 0 2 | 1 0 0 2 0 0 0 | 0 0 0 0 2 0


G

 21 3

%

16

the right junk in all the right plac - es. I see a mag - a - zine
 2. See additional lyrics


TAB
 0 0 0 0 0 | 0 0 2 0 | 0 0 0 0 1 0


Am

 231

19

work-ing that Pho - to - shop. We know that shit ain't real, come on now, make it stop.

TAB
 0 0 0 3 0 2 | 2 2 2 2 2 2 | 0 0 2 0 0 2

D

 132


G

 21 3

22

If you got beau - ty, beau - ty, just raise 'em up, 'cause ev - 'ry inch of you is per - fect from the

TAB
 2 2 2 2 2 2 0 | 2 2 2 2 4 0 2 | 0 3 0 0 2 0 2 0

Pre-chorus:

Am

 134111 5fr.


25

bot-tom to the top. Yeah, my mom-ma she told me don't wor-ry a-bout your size.---

TAB
 0 3 0 2 0 | 3 3 3 3 2 2 | 0 0 0 3 0 3 1

29

D  132

G  3fr. 134211

She says, boys like a lit - tle more boot - y to hold at night.____

TAB: 3 0 2 2 2 0 0 0 | 3 3 3 1 2 1 0

33

Am  231

You know I won't be no stick fig - ure, sil - i - cone Bar - bie doll.____

TAB: 3 0 2 | 3 3 3 2 2 2 | 0 0 0 3 0 3 1

37

D  132


G  21 3

So if that's what you're in - to, then go a - head and move a - long.____

TAB: 3 0 2 2 2 0 0 0 | 3 3 3 3 1 1 1 0 2 0

To Coda ◊ Chorus:


41


G  21 3

Be-cause you know I'm all a - bout that bass, 'bout that bass, no tre - ble. I'm

TAB: 3 3 3 3 0 || 0 0 0 0 0 0 0 | 0 0 0 2 0

44

Am  231

D  132

all a - bout that bass, 'bout that bass, no tre - ble. I'm all a - bout that bass, 'bout that

TAB: 0 2 2 2 2 2 2 | 2 0 0 2 0 | 0 2 2 2 4 2 2