

The Rolling Stones

TNT 2 SYSTEM REQUIREMENTS

Windows

7, Vista, XP
QuickTime 7 or higher
1.8 GHz processor or faster
500 MB hard drive space, 2 GB RAM minimum
Optical drive for installation
Speakers or headphones
Internet access required for updates

Macintosh

OS 10.4 and higher (Intel only)
QuickTime 7 or higher
500 MB hard drive space, 2 GB RAM minimum
Optical drive for installation
Speakers or headphones
Internet access required for updates



Produced by
Alfred Music
P.O. Box 10003
Van Nuys, CA 91410-0003
alfred.com



In Association with
ABKCO Music, Inc.
85 Fifth Avenue
New York, New York 10019
abkco.com

Printed in USA.

For all works contained herein: Unauthorized copying, arranging, adapting, recording, or public performance is an infringement of copyright. Infringers are liable under the law.

ISBN-10: 1-4706-2312-9 (Book & CD-ROM)
ISBN-13: 978-1-4706-2312-8 (Book & CD-ROM)

Cover photos: Rolling Stones photo by Michael Ward/Hulton Archive/Getty Images • Piano Key image © iStock.com/PLAINVIEW

Recordings produced by John Allen, Bill Galliford, Ethan Neuburg, and Aaron Stang • Vocals: Erick Lynen



Alfred Cares. Contents printed on environmentally responsible paper.

Two Ways to Play Along

The CD-ROM disc that comes with this book gives you two options for playing along with the professional recordings: MP3s or the TNT 2 Custom Mix software.

When you insert the disc into your computer, navigate to **Computer** or **My Computer**, right-click on the disc drive icon, and select **Open** or **Explore**. (Mac users can simply double-click the disc icon that appears on the desktop.) The MP3s can be dragged to your desktop and then transferred to your smartphone or iPod, or burned to an audio disc.

Alternatively, to install the TNT 2 software, double-click on the installer file—please note that installation may take up to 15 minutes. Once it's installed, you'll be able to create custom mixes of the backing tracks, loop playback for practicing specific sections, and change keys and tempos.

Please note that in both the MP3s and the TNT 2 software, the term "Piano Melody" refers to the composite arrangement provided in the pages that follow. The arrangements in this book include the vocal melody and any signature instrument parts to present one coherent whole.

Contents

TITLE	PAGE
Brown Sugar	4
Gimme Shelter	12
Honky Tonk Women	19
Jumpin' Jack Flash	24
Let's Spend the Night Together	30
Paint It, Black	38
Ruby Tuesday	44
(I Can't Get No) Satisfaction	50
Wild Horses	55
You Can't Always Get What You Want	60

BROWN SUGAR

Gtr. tuned in "Open G"

⑥ = D ③ = G

⑤ = G ② = B

④ = D ① = D

Words and Music by
MICK JAGGER and KEITH RICHARDS

Moderately fast rock ♩ = 126

The musical score is presented in four systems, each with a guitar chord diagram above the treble clef staff and a piano accompaniment in the grand staff (treble and bass clefs). The key signature has one flat (Bb) and the time signature is 4/4. The tempo is marked as 'Moderately fast rock' with a quarter note equal to 126 beats per minute. The first system begins with a dynamic marking of *mf*. The guitar chords are: C/G (12), G (12), C (5), F/C (5), C (5), C/G (12), G (12), C (5). The second system continues with: F/C (5), C (5), C/G (12), G (12), C (5), F/C (5), C (5). The third system includes: C/G (12), G (12), C (5), F/C (5), C (5), Eb (8), Eb^{sus2}_{sus4} (8), Eb (8), C (5). The fourth system concludes with: C^{sus} (5), C (5), Ab (5), Bb^{sus} Bb (5), F/C (5), C (5), Eb (8).

E^b sus2 sus4 8 E^b 8 C 5 F/C 5 C 5 A^b E^b/B^b 3 B^b F/C 5

17 Verses 1 & 2:

C 5

1. Gold Coast slave ship bound for cotton fields, sold
 2. See additional lyrics

F 10 C 5

in a market down in New Orleans. Scarred old slaver knows he's

B^b C 5

do-in' all right. Hear him whip the women just a-round midnight.

Chorus:

25

Brown Sug - ar, how come you taste so good?_








Uh - huh. Brown Sug - ar,

1.

just like a young girl should. Uh - huh, whoo.









2. Drums_

Saxophone Solo:

2.  38      

now. (Inst. solo ad lib....)




1.2.3.    4.     



44 Chorus:

...end solo) Brown Sug - ar, how_





— come you taste so good? — Yeah.

