Wynton Marsalis, Managing and Artistic Director, Jazz at Lincoln Center

The Tattooed Bride

By Duke Ellington

As performed by the Duke Ellington Orchestra
Transcribed by David Berger for Jazz at Lincoln Center
Edited by Christopher Crenshaw for Jazz at Lincoln Center

Full Score

This transcription was made especially for Jazz at Lincoln Center's 2014–15
Twentieth Annual *Essentially Ellington* High School Jazz Band Program.

Jazz at Lincoln Center and Alfred Music gratefully acknowledge the cooperation
and support provided in the publication of this year's *Essentially Ellington* music series:

Founding leadership support for *Essentially Ellington* is provided by The Jack and Susan Rudin Educational and Scholarship Fund.
Major support is provided by Alfred and Gail Engelberg, Ella Fitzgerald Charitable Foundation, Charles Evans Hughes Memorial Foundation,
Augustine Foundation, Harold and Mimi Steinberg Charitable Trust and the Vosshall Family.

Preview Only
Legal Use Requires Purchase

essentially
ELLINGTON

jazz

NOTES ON PLAYING ELLINGTON

At least 95% of modern-day large ensemble jazz playing comes out of three traditions: Count Basie's band, Duke Ellington's band, and the orchestrations of small groups. Those young players interested in jazz will be drawn to small groups for the opportunity to improvise and for practical reasons (it is much easier to organize 4 or 5 people than it is 15). Schools have taken over the task (formerly performed by dance bands) of training musicians to be ensemble players. Due to the Basie Band's popularity and its simplicity of style and emphasis on blues and swing, the better educators have almost exclusively adopted this tradition for teaching jazz ensemble playing. As wonderful as Count Basie's style is, it doesn't address many of the important styles developed under the great musical umbrella we call jazz. Duke Ellington's comprehensive and eclectic approach to music offers an alternative.

The stylistic richness of Ellington's music presents a great challenge to educators and performers alike. In Basie's music, the conventions are very nearly consistent. In Ellington's music there are many more exceptions to the rules. This calls for greater knowledge of the language of jazz. Clark Terry, who left Count Basie's band to join Duke Ellington, said, 'Count Basie was college, but Duke Ellington was graduate school.' Knowledge of Ellington's music prepares you to play any big band music.

The following is a list of performance conventions for the great majority of Ellington's music. Any deviations or additions will be spelled out in the individual performance notes which follow.

1. Listen carefully many times to the Ellington recording of these pieces. There are many subtleties that will elude even the most sophisticated listener at first. Although it was never Ellington's wish to have his recordings imitated, knowledge of these definitive versions will lead musicians to make more educated choices when creating new performances. Ellington's music, though written for specific individuals, is designed to inspire all musicians to express themselves. In addition, you will hear slight note differences in the recording and the transcriptions. This is intentional, as there are mistakes and alterations from the original intent of the music in the recording. You should have your players play what's in the score.

2. General use of swing phrasing. The triplet feel prevails except for ballads or where notations such as even eighths or Latin appear. In these cases, eighth notes are given equal value.

3. There is a chain of command in ensemble playing. The lead players in each section determine the phrasing and volume for their own section, and their section-mates must conform to the lead. When the saxes and / or trombones play with the trumpets, the lead trumpet is the boss. The lead alto and trombone must listen to the first trumpet and follow him. In turn, the other saxes and trombones must follow their lead players. When the clarinet leads the brass section, the brass should not overblow him. That means that the first trumpet is actually playing 'second.' If this is done effectively, there will be very little balancing work left for the conductor.

4. In Ellington's music, each player should express the individuality of his own line. He must find a musical balance of supporting and following the section leader and bringing out the character of the underpart. Each player should be encouraged to express his or her personality through the music. In this music, the underparts are played at the same volume and with the same conviction as the lead.

5. Blues inflection should permeate all parts at all times, not just when these opportunities occur in the lead.

6. Vibrato is used quite a bit to warm up the sound. Saxes (who most frequently represent the sensual side of things) usually employ vibrato on harmonized passages and no vibrato on unisons. The vibrato can be either heavy or light depending on the context. Occasionally saxes use a light vibrato on unisons. Trumpets (who very often are used for heat and power) use a little vibrato on harmonized passages and no vibrato on unisons. Trombones (who are usually noble) do not use slide vibrato. A little lip vibrato is good on harmonized passages at times. Try to match the speed of vibrato. In general unisons are played with no vibrato.

7. Crescendo as you ascend and diminuendo as you descend. The upper notes of phrases receive a natural accent and the lower notes ore ghosted. Alto and tenor saxophones need to use sub-tone in the lower part of their range in order to blend properly with the rest of the section. This music was originally written with no dynamics. It pretty much follows the natural tendencies of the instruments; play loud in the loud part of the instrument and soft in the soft part of the instrument. For instance, a high C for a trumpet will be loud and a low C will be soft.

8. Quarter notes are generally played short unless otherwise notated. Long marks above or below a pitch indicate full value: not just long, but full value. Eighth notes are played full value except when followed by a rest or otherwise notated. All notes longer than a quarter note are played full value, which means if it is followed by a rest, release the note where the rest appears. For example, a half note occurring on beat one of a measure would be released on beat three.

9. Unless they are part of a legato background figure, long notes should be played somewhat fp (forte-piano); accent then diminish the volume. This is important so that the moving parts can be heard over the sustained notes. Don't just hold out the long notes, but give them life and personality: that is, vibrato, inflection, crescendo, or diminuendo. There is a great deal of inflection in this music, and much of this is highly interpretive. Straight or curved lines imply non-pitched glisses, and wavy lines mean scalar (chromatic or diatonic) glisses. In general, all rhythmic figures need to be accented. Accents give the music life and swing. This is very important.

10. Ellington's music is about individuality: one person per part—do not double up because you have extra players or need more strength. More than one on a part makes it sound more like a concert band and less like a jazz band.

11. This is acoustic music. Keep amplification to an absolute minimum; in the best halls, almost no amplification should be necessary. Everyone needs to develop a big sound. It is the conductor's job to balance the band. When a guitar is used, it should be a hollow-body, unamplified rhythm guitar. Simple three-note voicings should be used throughout. An acoustic string bass is a must. In mediocre or poorly designed halls, the bass and piano may need a bit of a boost. I recommend miking them and putting them through the house sound system. This should provide a much better tone than an amplifier. Keep in mind that the rhythm section's primary function is to accompany. The bass should not be as loud as a trumpet. That is unnatural and leads to over-amplification, bad tone, and limited dynamics. Stay away from monitors. They provide a false sense of balance.

12. Solos and rhythm section parts without chord changes should be played as is or with a little embellishment. Solos and rhythm section parts with chord changes should be improvised. However, written passages should be learned because they are an important port of our jazz heritage and help the player understand the function of his particular solo or accompaniment. Soloists should learn the chord changes. Solos should not be approached as opportunities to show off technique, range, or volume, but should be looked at as a great opportunity to further develop the interesting thematic material that Ellington has provided.

13. The notation of plungers for the brass means a rubber toilet plunger bought in a hardware store. Kirkhill is a very good brand (especially if you can find one of their old hard rubber ones, like the one I loaned Wynton and he lost). Trumpets use 5' diameter and trombones use 6' diameter. Where Plunger/Mute is notated, insert a pixie mute in the bell and use the plunger over the mute. Pixies are available from Humes & Berg in Chicago. Tricky Sam Nanton and his successors in the Ellington plunger trombone chair did not use pixies. Rather, each of them employed a Nonpareil (that's the brand name) trumpet straight mute. Nonpareil has gone out of business, but the Tom Crown Nonpareil trumpet straight mute is very close to the same thing. These mute/plunger combinations create a wonderful sound (very close to the human voice), but they also can create some intonation problems which must be corrected by the lip or by using alternate slide positions. It would be easier to move the tuning slide, but part of the sound is in the struggle to correct the pitch. If this proves too much, stick with the pixie—it's pretty close.

14. The drummer is the de facto leader of the band. He establishes the beat and controls the volume of the ensemble. For big band playing, the drummer needs to use a larger bass drum than he would for small group drumming. A 22' or 24' is preferred. The bass drum is played softly (nearly inaudible) on each beat. This is called feathering the bass drum. It provides a very important bottom to the band. The bass drum sound is not a boom and not a thud—it's in between. The larger size drum is necessary for the kicks; a smaller drum just won't be heard. The key to this style is to just keep time. A rim knock on two and four (chopping wood) is used to lock in the swing. When it comes to playing fills, the fewer, the better.

15. The horn players should stand for their solos and solis. Brass players should come down front for moderate to long solos, surrounding rests permitting. The same applies to the pep section (two trumpets and one trombone in plunger/mutes).

16. Horns should pay close attention to attacks and releases. Everyone should hit together and release together.

17. Above all, everyone's focus should remain at all times on the swing. As the great bassist Chuck Israels says, 'The three most important things in jazz are rhythm, rhythm, and rhythm, in that order.' Or as Bubber Miley

Preview Only
Legal Use Requires Purchase

(Ellington's first star trumpeter) said, 'It don't mean a thing if it ain't got that swing.'

GLOSSARY

The following are terms which describe conventions of jazz performance, from traditional New Orleans to the present avant garde.

Break • within the context of an ongoing time feel, the rhythm section stops for one, two, or four bars. Very often a soloist will improvise during a break.

Call and response • repetitive pattern of contrasting exchanges (derived from the church procedure of the minister making a statement and the congregation answering with 'amen'). Call-and-response patterns usually pit one group of instruments against another. Sometimes we call this 'trading fours,' 'trading twos,' etc., especially when it involves improvisation. The numbers denote the amount of measures each soloist or group plays. Another term frequently used is 'swapping fours.'

Coda • also known as the 'outro.' 'Tags' or 'tag endings' are outgrowths of vaudeville bows that are frequently used as codas. They most often use deceptive cadences that finally resolve to the tonic or they go from the subdominant and cycle back to the tonic.

Comp • improvise accompaniment (for piano or guitar).

Groove • the composite rhythm. This generally refers to the combined repetitive rhythmic patterns of the drums, bass, piano, and guitar, but may also include repetitive patterns in the horns. Some grooves are standard (i.e., swing, bossa nova, samba), while others are manufactured (original combinations of rhythms).

Head • melody chorus.

Interlude • a different form (of relatively short length) sandwiched between two chorus forms. Interludes that set up a key change are simply called modulations.

Intro • short for introduction.

Ride pattern • the most common repetitive figure played by the drummer's right hand on the ride cymbal or hi-hat.

Riff • a repeated melodic figure. Very often, riffs repeat verbatim or with slight alterations while the harmonies change underneath them.

Shout chorus • also known as the 'out chorus,' the 'sock chorus,' or sometimes shortened to just 'the shout.' It is the final ensemble passage of most big band charts and where the climax most often happens.

Soli • a harmonized passage for two or more instruments playing the same rhythm. It is customary for horn players to stand up or even move in front of the band when playing these passages. This is done so that the audience can hear them better and to provide the audience with some visual interest. A soli sound particular to Ellington's music combines two trumpets an trombone in plungers/mutes in triadic harmony. This is called the 'pep section.'

Stop time • a regular pattern of short breaks (usually filled in by a soloist).

Swing • the perfect confluence of rhythmic tension and relaxation in music creating a feeling euphoria and characterized by accented weak beats (a democratization of the beat) and eighth notes that are played as the first and third eighth notes of an eighth-note triplet. Duke Ellington's definition of swing: when the music feels like it is getting faster, but it isn't.

Vamp • a repeated two- or four-bar chord progression. Very often, there may be a riff or riffs played on the vamp.

Voicing • the specific spacing, inversion, and choice of notes that make up a chord. For instance, two voicings for G7 could be:



Note that the first voicing includes a 9th and the second voicing includes a 9th and a 13th. The addition of 9ths, 11ths, 13ths, and alterations are up to the discretion of the pianist and soloist.

THE FOUR ELEMENTS OF MUSIC

The following are placed in their order of importance in jazz. We should never lose perspective on this order of priority.

Rhythm • meter, tempo, groove, and form, including both melodic rhythm and harmonic rhythm (the speed and regularity of the chord changes).

Melody • a tune or series of pitches.

Harmony • chords and voicings.

Orchestration • instrumentation and tone colors.

— *David Berger*

Preview Only
Legal Use Requires Purchase

THE TATTOOED BRIDE • INSTRUMENTATION

Reed 1 • Alto Sax
Reed 2 • Alto Sax
Reed 3 • Clarinet/Tenor Sax
Reed 4 • Tenor Sax
Reed 5 • Baritone Sax
Trumpet 1
Trumpet 2
Trumpet 3
Trumpet 4
Trombone 1
Trombone 2
Trombone 3
Piano
Bass
Drums

ORIGINAL RECORDING INFORMATION

Composer • Duke Ellington
Arranger • Duke Ellington
Recorded • December 10, 1948 in Ithaca, NY (concert, Cornell University)
Original issue • World Record Club T195 (*Duke Ellington in Concert, Vol. 2*) [LP]

Currently available on CD • MusicMasters 65114 (Duke Ellington, *Cornell University Concert*); Nimbus 2727 (Duke Ellington, *Great Concerts: Cornell University*, 1948)
Currently available as digital download • Amazon, iTunes (Duke Ellington, *Cornell University*) NOTE: this track available as album download only; listed as 'The Tattooed Bridge.'

Personnel • Duke Ellington (leader, piano); Shelton Hemphill, Francis Williams, Harold 'Shorty' Baker, Al Killian, Ray Nance (trumpet); Lawrence Brown, Quentin Jackson, Tyree Glenn (trombone); Johnny Hodges (alto sax); Russell Procope (alto sax, clarinet); Jimmy Hamilton (clarinet, tenor sax); Al Sears, Ben Webster (tenor sax); Harry Carney (baritone sax, clarinet, bass clarinet); Fred Guy (guitar), Wendell Marshall (bass); Sonny Greer (drums)

Soloists • Duke Ellington (piano); Jimmy Hamilton (clarinet); Lawrence Brown (trombone); Harold 'Shorty' Baker (trumpet); Duke Ellington (piano); Jimmy Hamilton (clarinet); Russell Procope (alto sax); Ben Webster (tenor sax); Harry Carney (baritone sax); Jimmy Hamilton (clarinet)

REHEARSAL NOTES

• Starting with *Black Brown And Beige* in 1943, Duke Ellington and his Orchestra performed a series of yearly premieres of extended works at Carnegie Hall. 1948's **The Tattooed Bride** is a tone poem that presaged the monumental *A Tone Parallel To Harlem*. The influence of bebop is clearly felt but on Ellington's terms.

• As to the meaning of the title, tattoos were much less common in 1948 than they are today. A woman with a tattoo marked a wild past. So, imagine the surprise on the grooms face when he undresses his bride on his wedding night to find a W engraved on her derriere. Ellington says that the W stands for woman and inspired the contour of the central motif of this piece.

• The form of this piece is: Intro, A (from letter **A** to **Q**—key of Eb major) B (from **Q** to **II**—key of Bb minor) C (from **II** to the end—key of Db major). Each section is based on the repeated ascending half step motif first heard in Trombone 1 in the 4th bar of the Intro. This motif is continually transformed and developed as only Ellington could. Both the A and B sections contain traditional AABA 32-bar song forms, while the C section uses the other standard 32-bar form, ABAC.

• The 2 most difficult performance challenges in jazz performance (beyond the requisite swing) is changing tempo and changing mood in a convincing way without seeming contrived. Because jazz arose as dance music (accompaniment for social dancing), we rarely vary tempo or mood within a piece. The challenge in extended works is that we must vary tempi and moods to keep the listener interested over a longer period of time. Modulations help, but tempo changes are less subtle, and therefore more necessary as the length of the piece passes the standard 3 minute and 45 second standard set by 78 rpm recordings a century ago.

• As an overall plan of attack for young bands, I would suggest that you chop the piece up into the 3 segments listed above, and tackle each segment as you would a separate chart. I would further chop up each of those segments into sections based on tempi or mood. Also rehearse the pyramids separately. After each segment is being played satisfactorily, I suggest rehearsing the seams within each segment, and finally the seams between the major A, B and C sections.

• Here's a general rule that seems to apply in bebop: play 8th notes evenly except where there is syncopation. In those cases swing the 8th notes. So the intro is even, letter A is swung, letter **C** (including the pickups) are even, etc.

• The 1st trumpet solo at **F** is quite high. If this poses a problem, I recommend playing it down the octave.

• When motifs are passed around the band, it's important that everyone play their figure the same as the others (in terms of style and dynamics). For instance starting with the pickup to **N**, everyone should play the 8th notes the same way. Although Ellington's band swung them, that sounds dated to me. I would play them even except for the figures that contain syncopation (Trombone 3 starting on the and of 4 in **N3**). Incidentally, the tied eighths are long and the quarters are short.

• Since Ellington often chose which takes of a certain recording to release based on the feel rather than how accurately the take was performed, you will find that this transcription will not always match the Ellington studio recording. I don't see the benefit of perpetualizing errors. This could apply to incorrect pitches and rhythms as well as something like the bassist entering in the wrong measure after a significant rest. I have given all these situations careful thought, but if you find an error in our edition, I would appreciate an email, so that we may correct it for the next edition.

• Since Ellington did not write a drum part and left much of the bass part up to the player, I encourage the bass and drums (as well as soloists) to learn the transcribed part and then create your own part. Hopefully by learning from Wendell Marshall, Lawrence Brown, and my old friends, Sonny Greer and Jimmy Hamilton. Britt Woodman told me this story: When Britt replaced Lawrence Brown in the band, he took over Lawrence's solos as well as section parts. Britt had idolized Lawrence since he was a child and had transcribed and memorized all of Lawrence's solos. So the first night on his new job sitting in Lawrence's chair, Britt played Lawrence's solos note for note. At the end of the gig, Britt got a message to see Duke in his dressing room. Duke asked Britt if he was enjoying playing with the band and how nice it was to have him aboard. He then went on to tell Britt that he hired Britt Woodman, not Lawrence Brown. In a word Ellington was looking for self-expression, but I'll expand on that slightly—educated self-expression.

• In a long and complicated piece like this, don't lose sight of the basic elements that we strive for in shorter pieces: swing, tone, dynamics, blend, intonation, etc. Very often I hear big bands amplifying all the soloists because otherwise they can't be heard over the rhythm section and backgrounds. Amplification should not be necessary (except for in very large halls and outdoors). Some years ago a conductor friend of mine came to NYC for a conducting symposium with Pierre Boulez. When it was over I had breakfast with my buddy and asked him what he learned. He told me that Boulez spent 90% of his rehearsal time on dynamics. Is it any wonder that when you listen to any of Boulez' recordings, no matter if it is extremely dense and complicated, like the *Rite Of Spring*, you can hear every single instrument? We can certainly use more of this in jazz.

• Note that wedge accents mean full value and caret accents mean short. This is crucial at **HH5**.

• Shorty Baker's trumpet solo at **II** is so gentle and suave without the slightest bit of schmaltz. In 1958 Clark Terry and Ellington co-wrote a wonderful feature number for Shorty and Ray Nance entitled Mr. Gentle and Mr. Cool.

• At **PP7** the clarinet soloist sets up the new tempo, which should be a bit faster than double time. In order for the band to understand the new tempo, the soloist must play recognizable figures in strict time. This is no time to get fancy and throw your buddies a curve.

• At **QQ** the baritone sax has the lead over the other 3 saxes. This is a beautiful effect and needs a special blend. The altos and tenor must be aware to follow the bari's phrasing and stay under him dynamically. The mp dynamic should be observed. The effect is lost if the bari is drowned out by the others or if the bari has to play louder than mp.

• **The Tattooed Bride** is a difficult piece that is going to require a lot of preparation, but besides the thrill that it will give your audiences, the amount of music learned by your musicians will be invaluable. Ever onward and upward.

– *David Berger*

To view interactive videos of Wynton Marsalis leading the Jazz at Lincoln Center Orchestra in rehearsals of the *Essentially Ellington* 2014-15 repertoire please visit *jazz.org/EssentiallyEllington*.

Preview Only
Legal Use Requires Purchase

CONDUCTOR

Jazz at Lincoln Center Library - Essentially Ellington

THE TATTOOED BRIDE

Duke Ellington
Transcribed by David Berger
Edited by Christopher Crenshaw



© 1949 (Renewed) by Tempo Music, Inc.
All Rights administered by Music Sales Corporation (ASCAP)
International Copyright Secured. All Rights Reserved.
Reprinted by permission.

Preview Only
Legal Use Requires Purchase

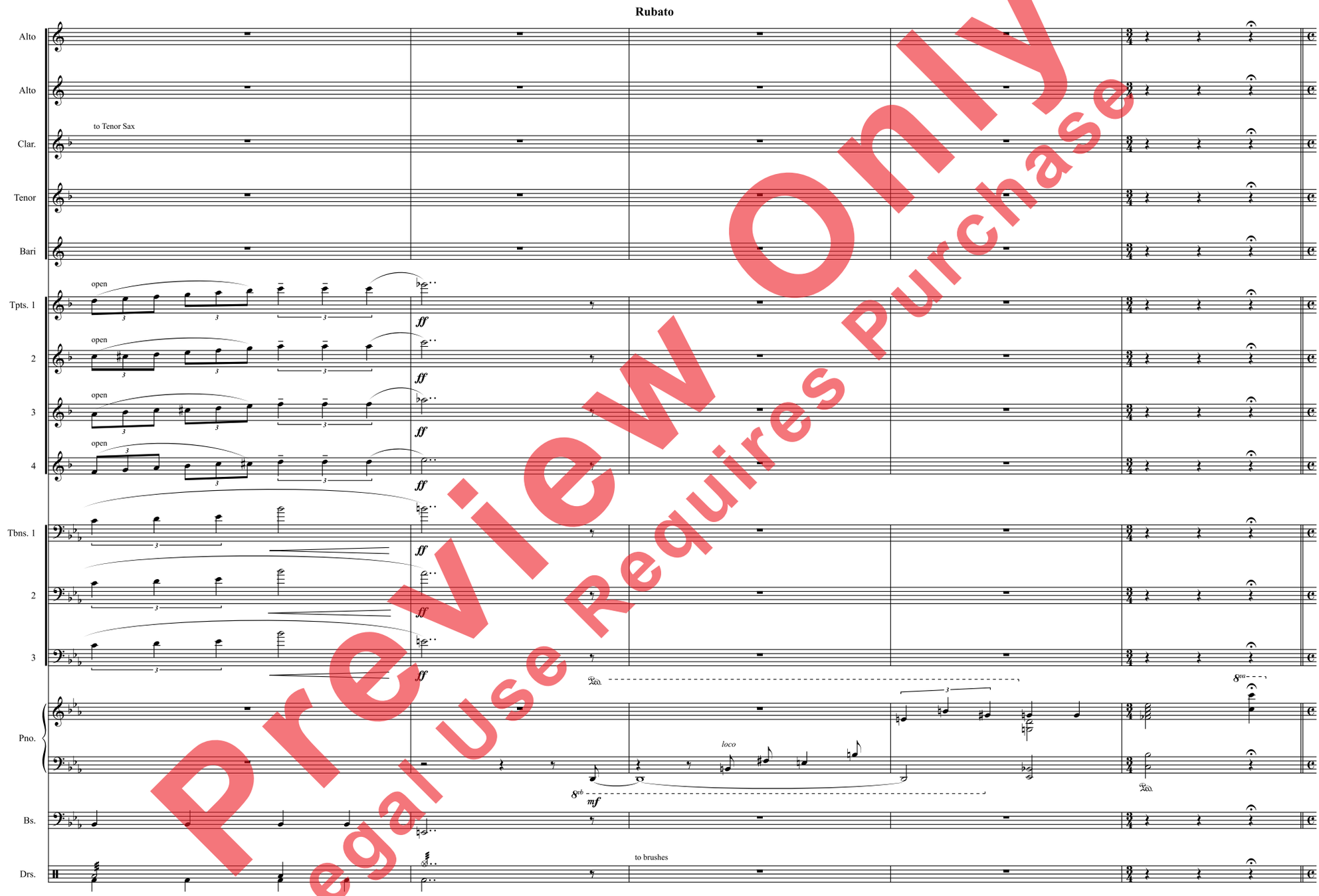

Preview Only
Legal Use Requires Purchase



Preview Only
Legal Use Requires Purchase



Preview Only
Legal Use Requires Purchase



Preview Only
Legal Use Requires Purchase



Preview Only
Legal Use Requires Purchase



Preview Only
Legal Use Requires Purchase

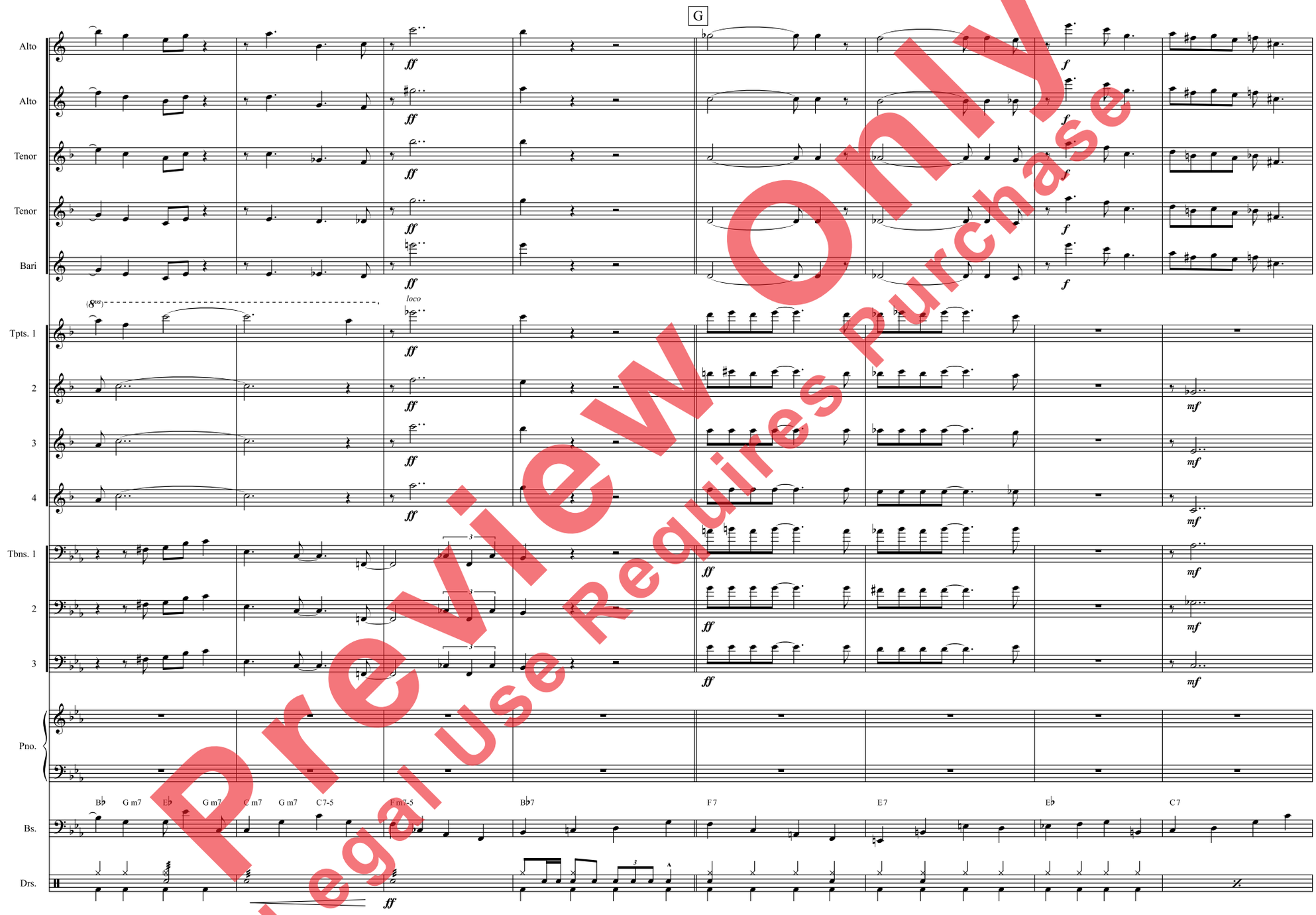

Preview Only
Legal Use Requires Purchase



Preview Only
Legal Use Requires Purchase



Preview Only
Legal Use Requires Purchase



Preview Only
Legal Use Requires Purchase

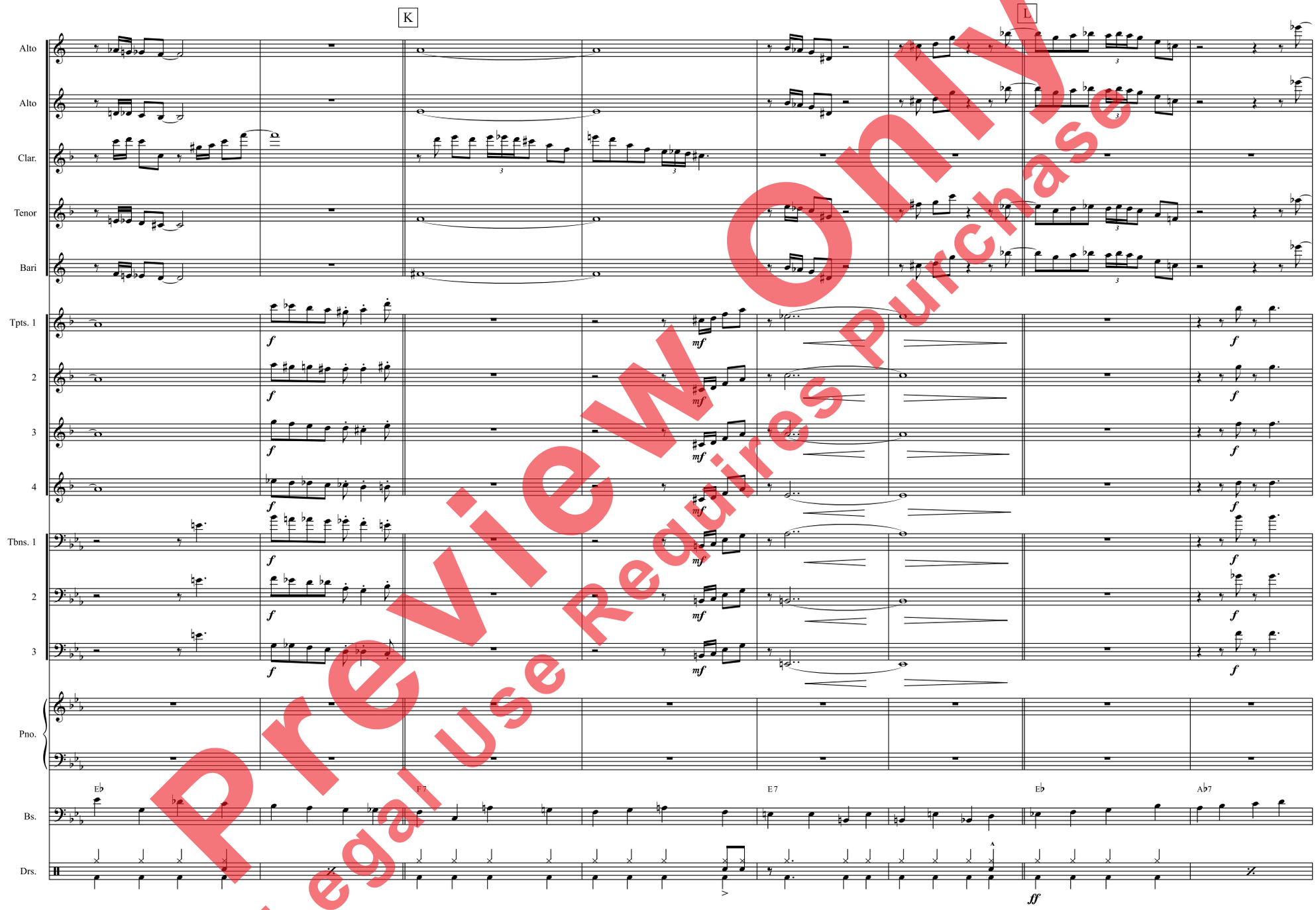

Preview Only
Legal Use Requires Purchase



Preview Only
Legal Use Requires Purchase



Preview Only
Legal Use Requires Purchase

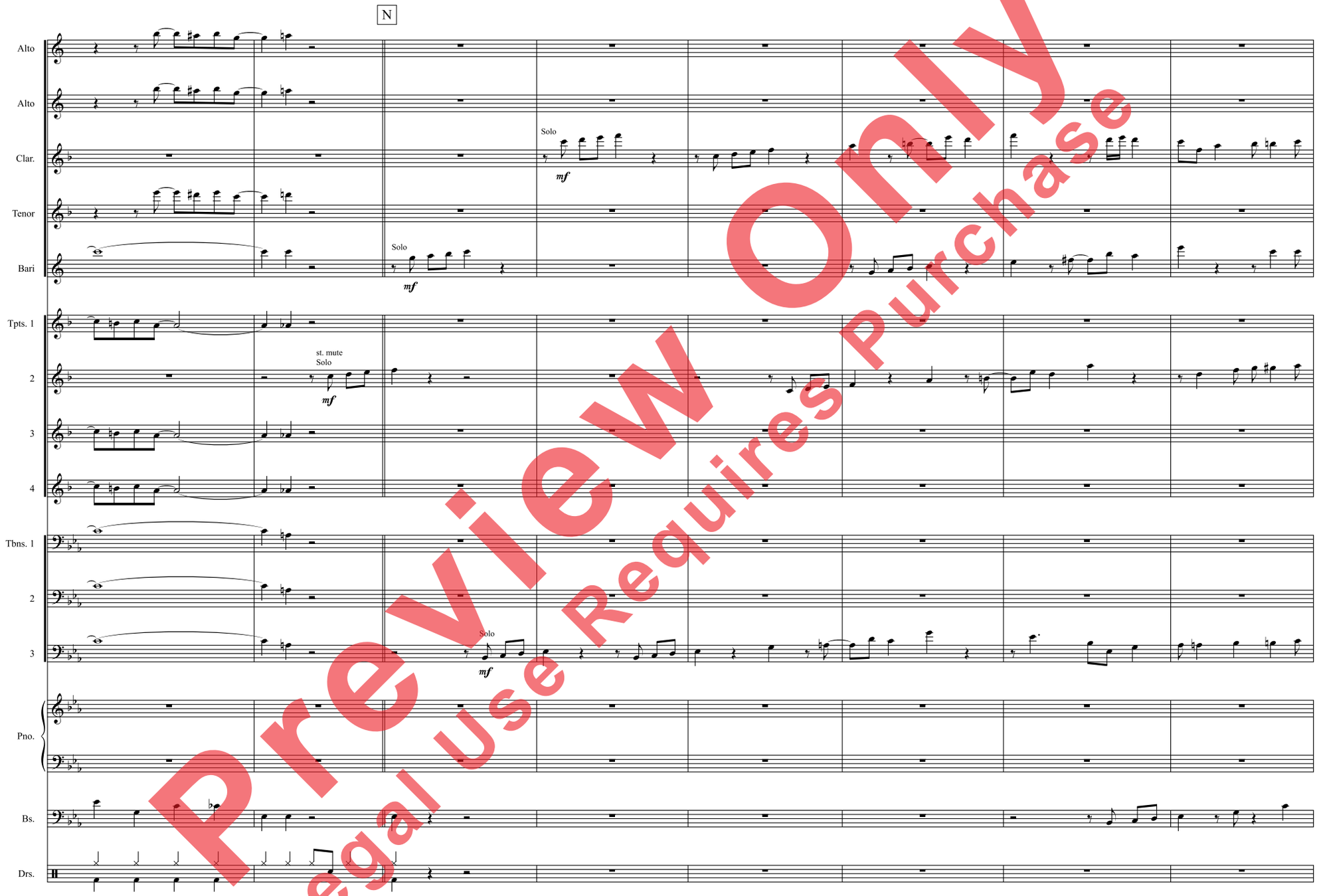

Preview Only
Legal Use Requires Purchase



Preview Only
Legal Use Requires Purchase



Preview Only
Legal Use Requires Purchase



Preview Only
Legal Use Requires Purchase



Preview Only
Legal Use Requires Purchase



Preview Only
Legal Use Requires Purchase

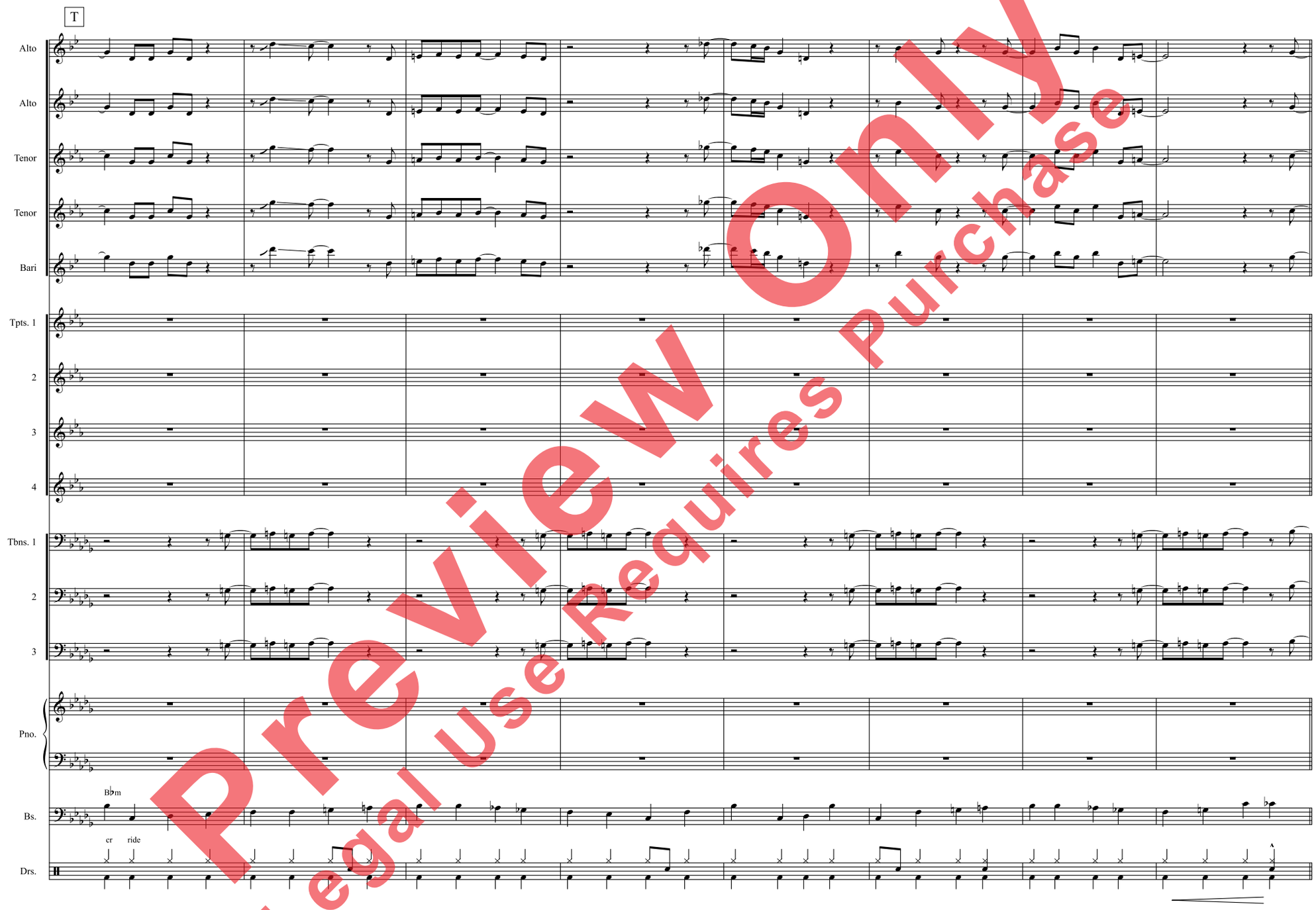

Preview Only
Legal Use Requires Purchase



Preview Only
Legal Use Requires Purchase



Preview Only
Legal Use Requires Purchase



Preview Only
Legal Use Requires Purchase



Preview Only
Legal Use Requires Purchase



Preview Only
Legal Use Requires Purchase



Preview Only
Legal Use Requires Purchase



Preview Only
Legal Use Requires Purchase



Preview Only
Legal Use Requires Purchase



Preview Only
Legal Use Requires Purchase

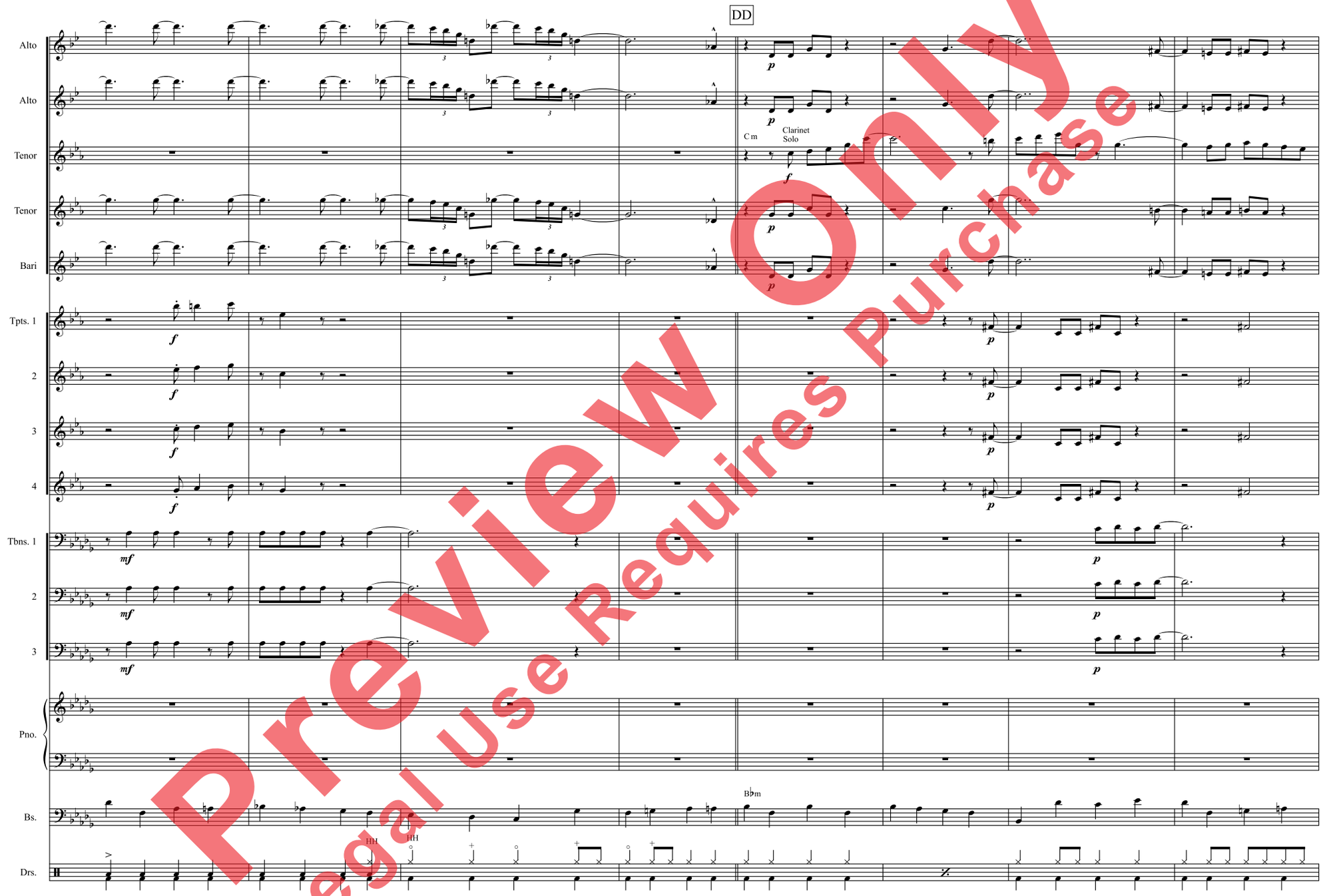

Preview Only
Legal Use Requires Purchase



Preview Only
Legal Use Requires Purchase



Preview Only
Legal Use Requires Purchase

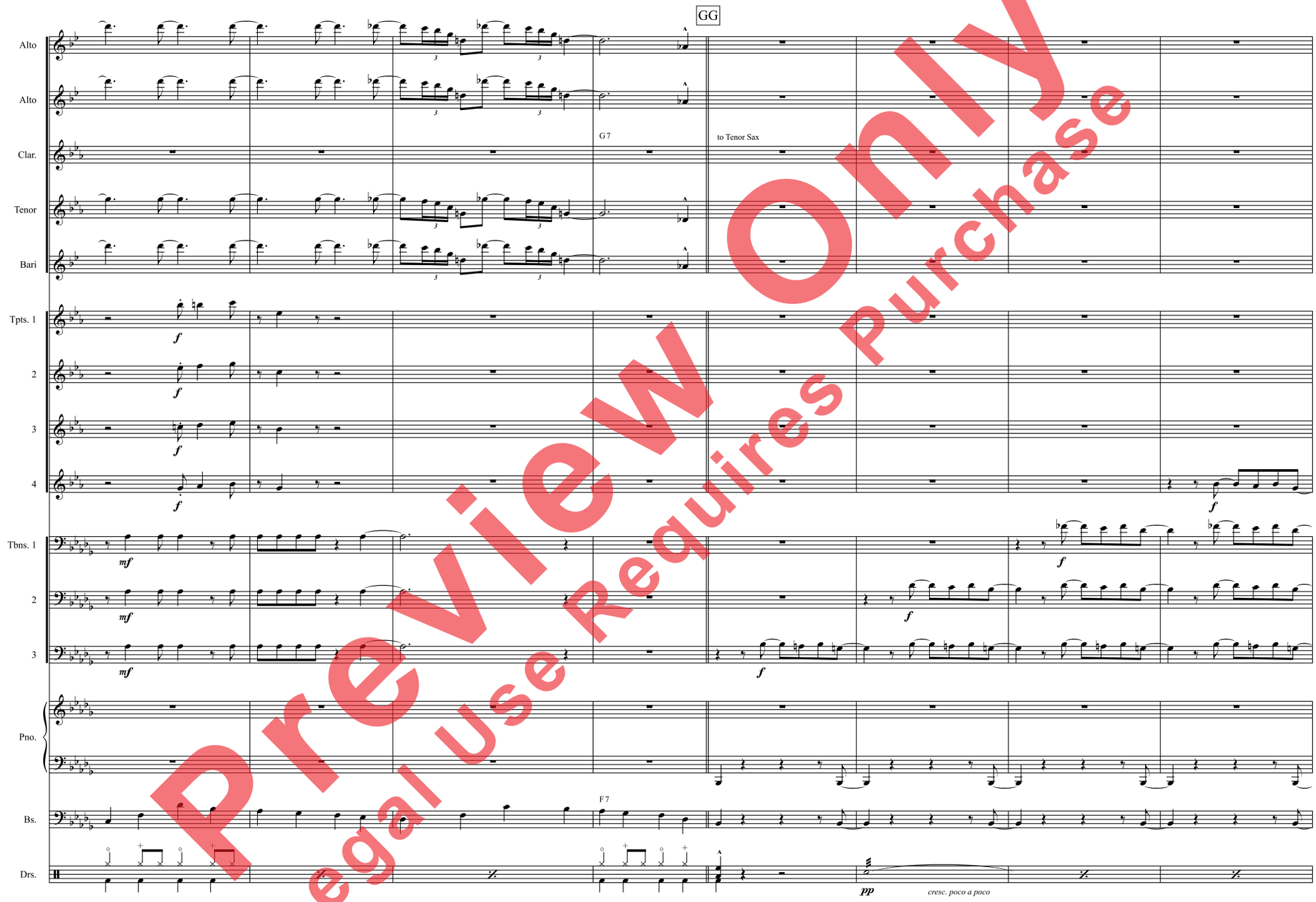

Preview Only
Legal Use Requires Purchase



Preview Only
Legal Use Requires Purchase



Preview Only
Legal Use Requires Purchase

II Slower ♩ = 70

Alto
Alto
Tenor
Tenor
Bari
Tpts. 1
2
3
4
Tbns. 1
2
3
Pno.
Bs.
Drs.

p
p
p
p
to cup
Solo
mf
(½ valve)
to cup
to cup
to cup
mf
D♭7
D m7
D♭7
D m7
D♭7
D m7
time with brushes

Preview Only
Legal Use Requires Purchase



Preview Only
Legal Use Requires Purchase



Preview Only
Legal Use Requires Purchase



Preview Only
Legal Use Requires Purchase



Preview Only
Legal Use Requires Purchase



Preview Only
Legal Use Requires Purchase



Preview Only
Legal Use Requires Purchase

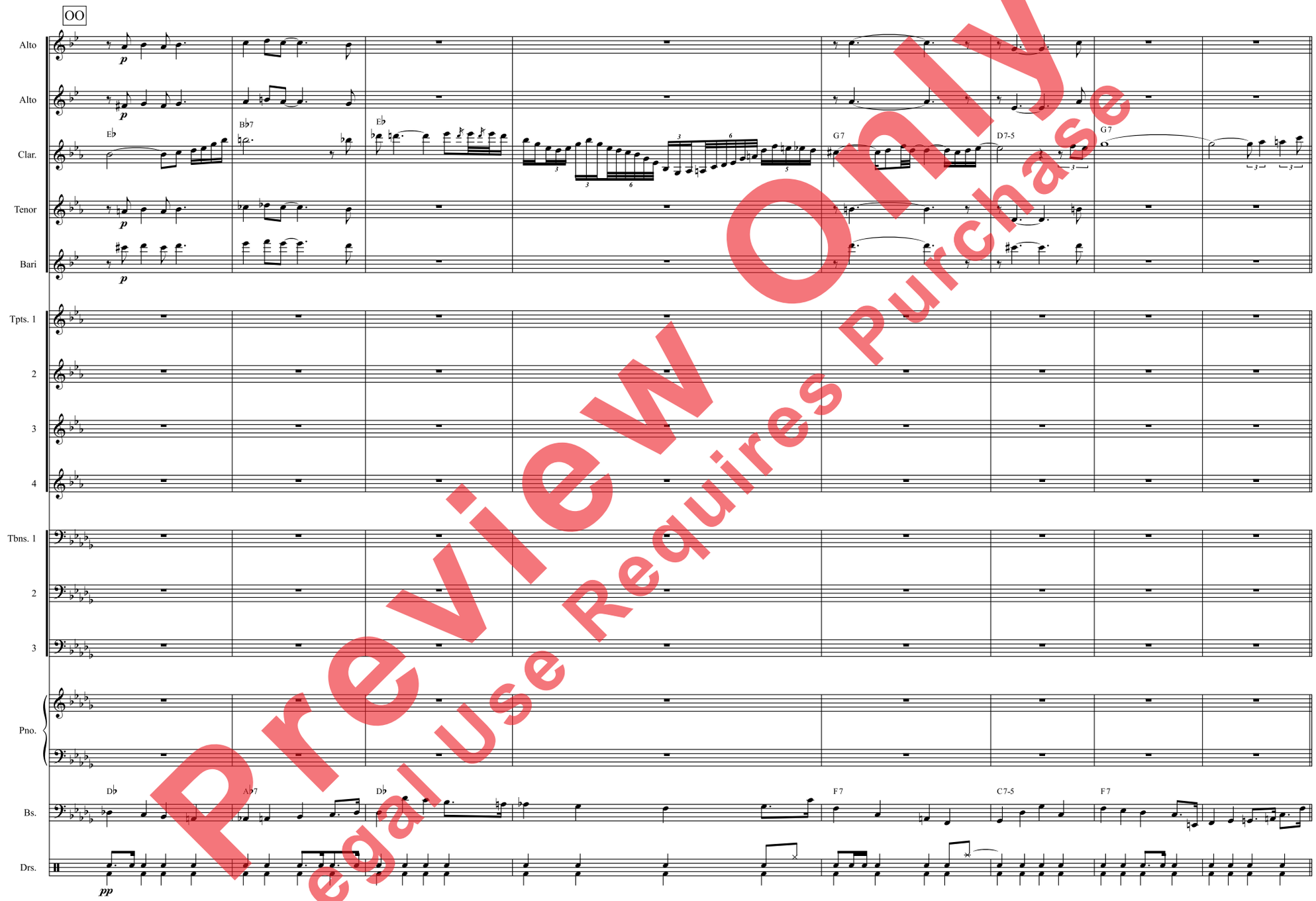

Preview Only
Legal Use Requires Purchase



Preview Only
Legal Use Requires Purchase

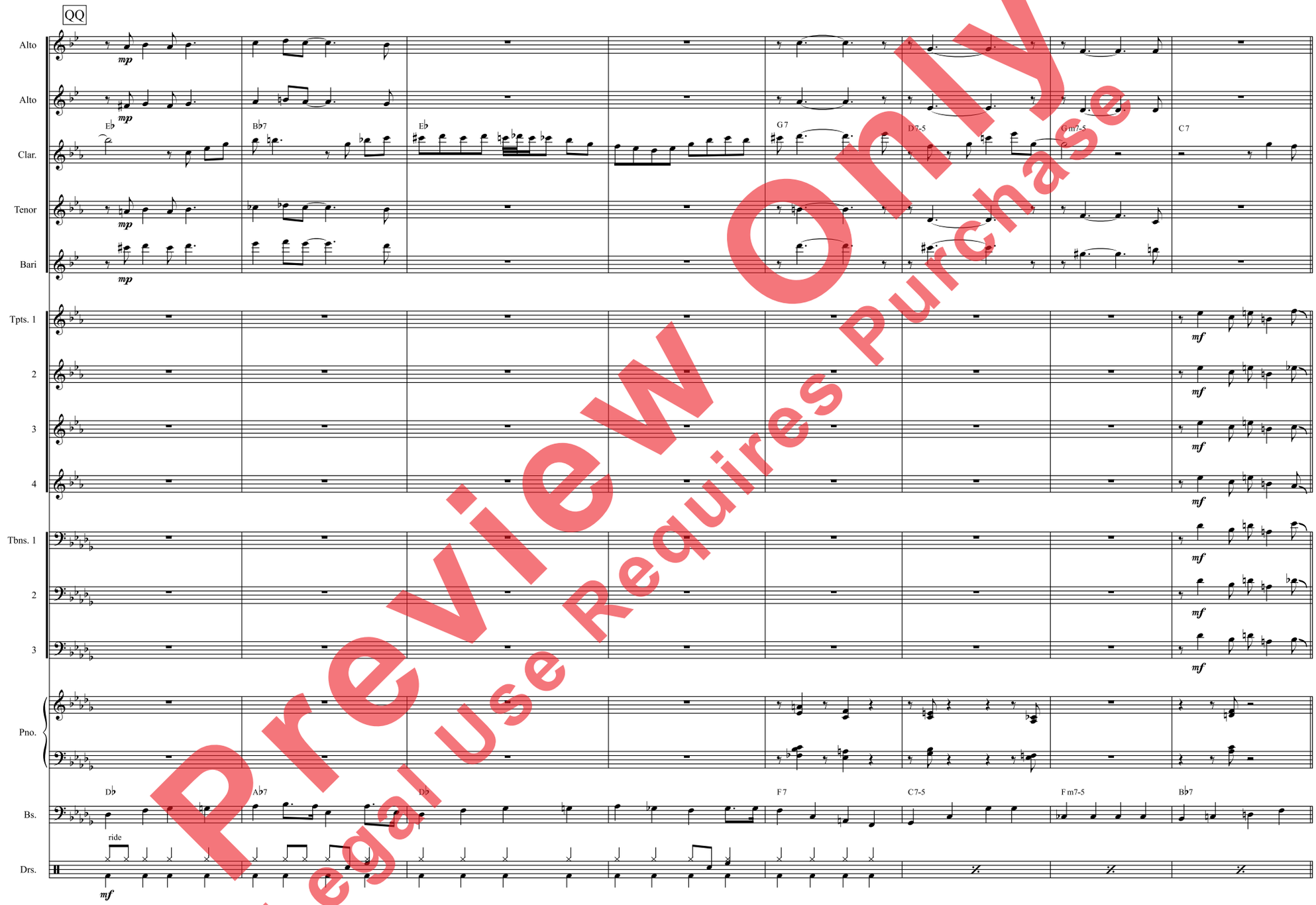

Preview Only
Legal Use Requires Purchase

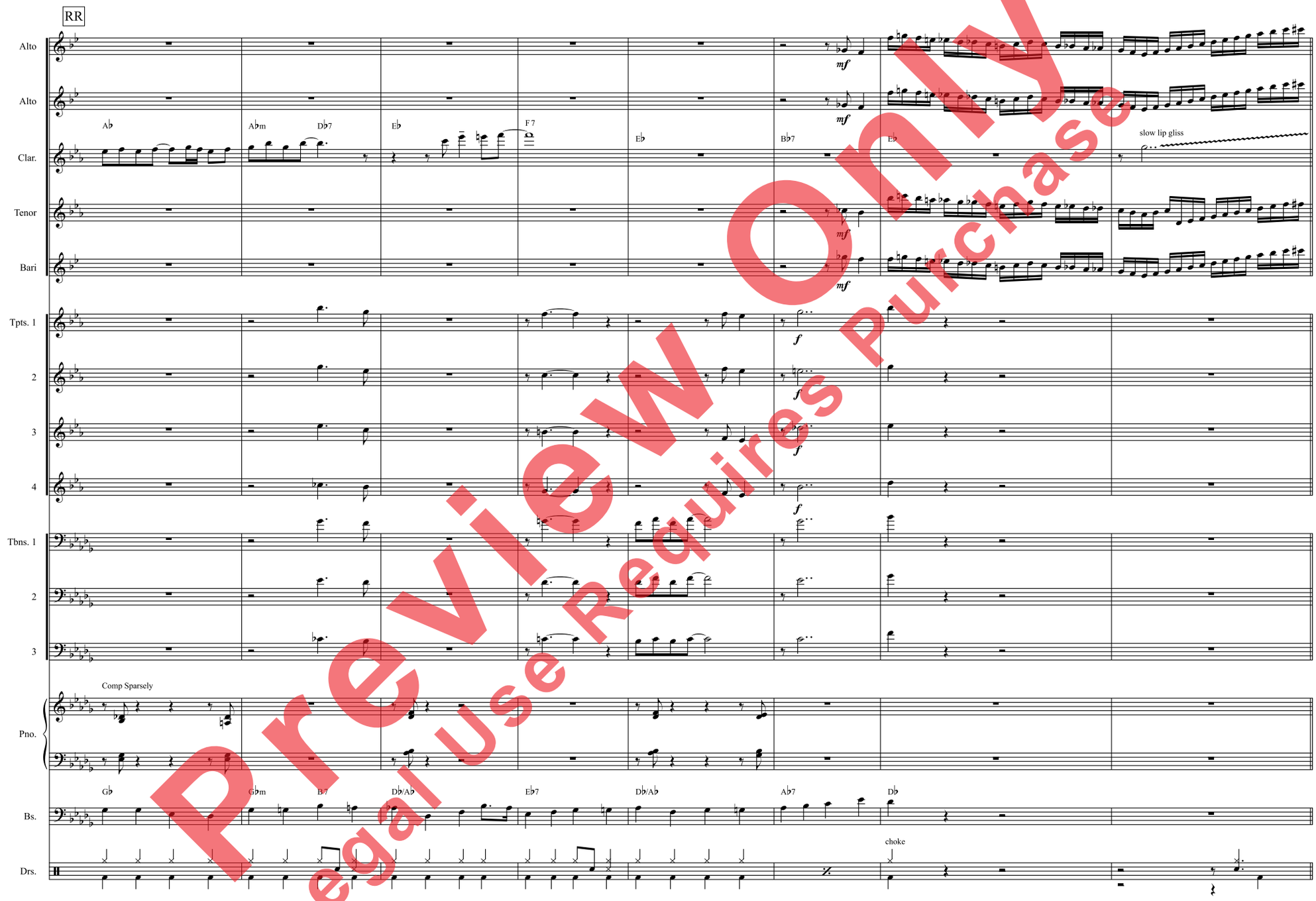

Preview Only
Legal Use Requires Purchase

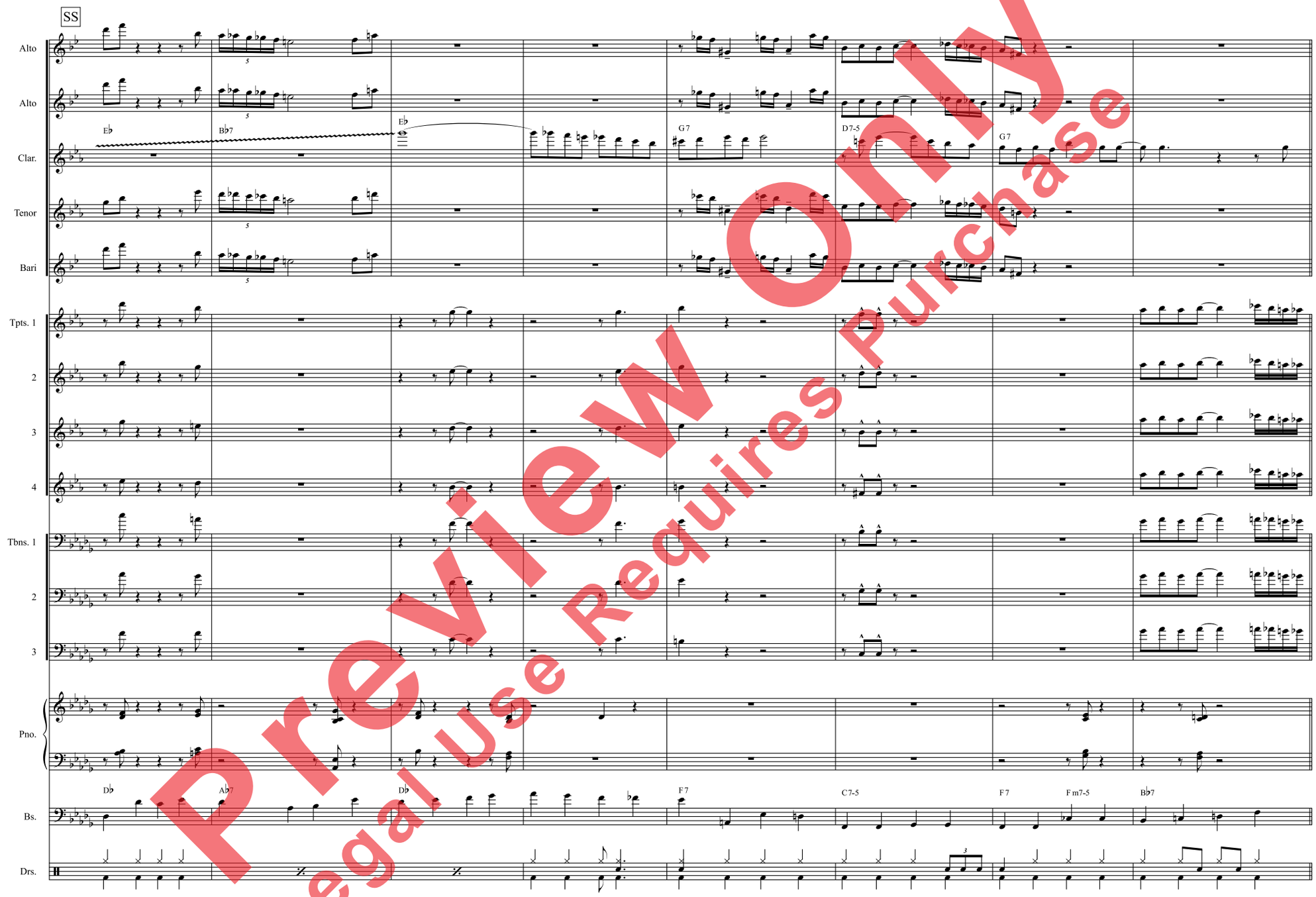

Preview Only
Legal Use Requires Purchase

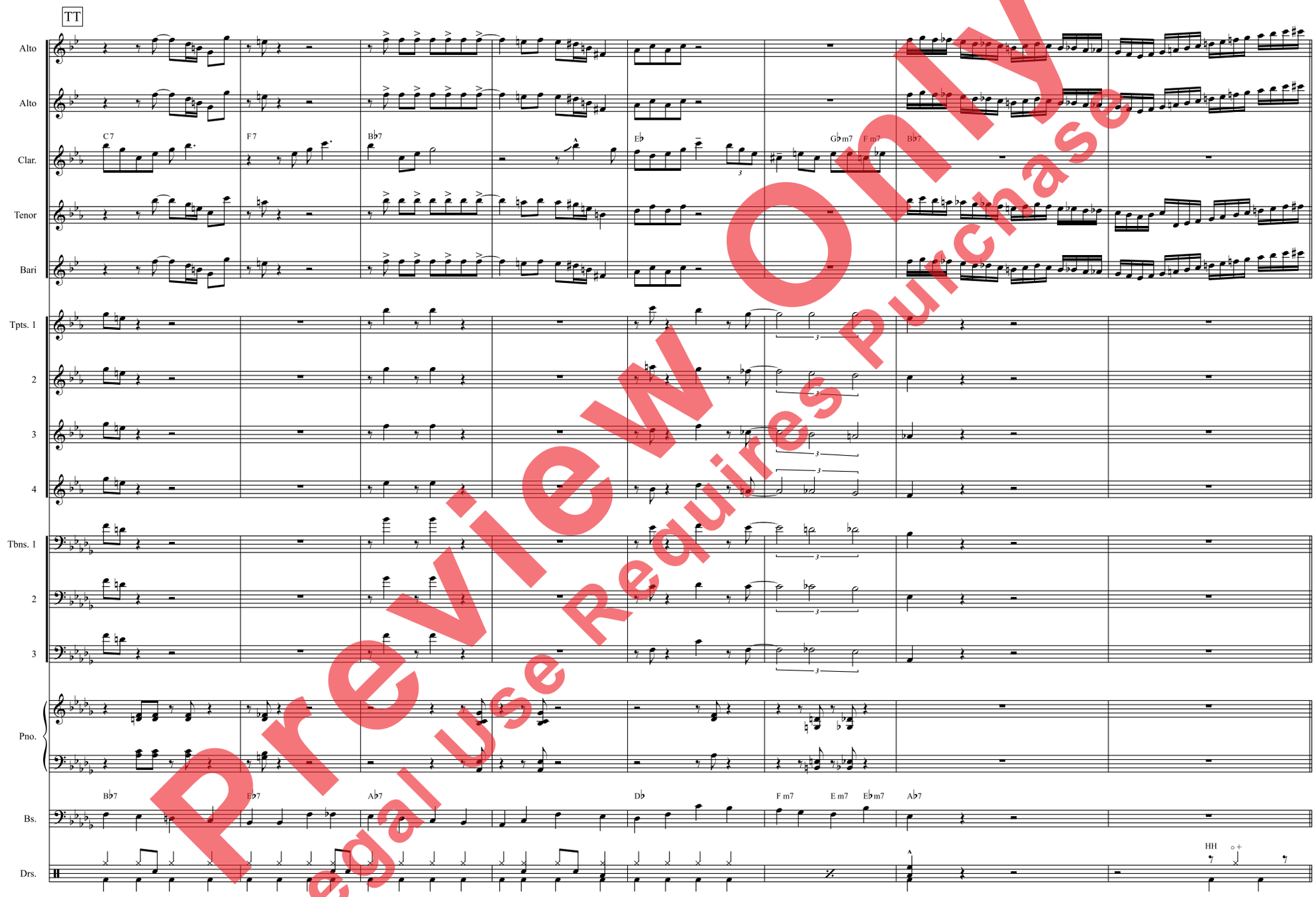

Preview Only
Legal Use Requires Purchase

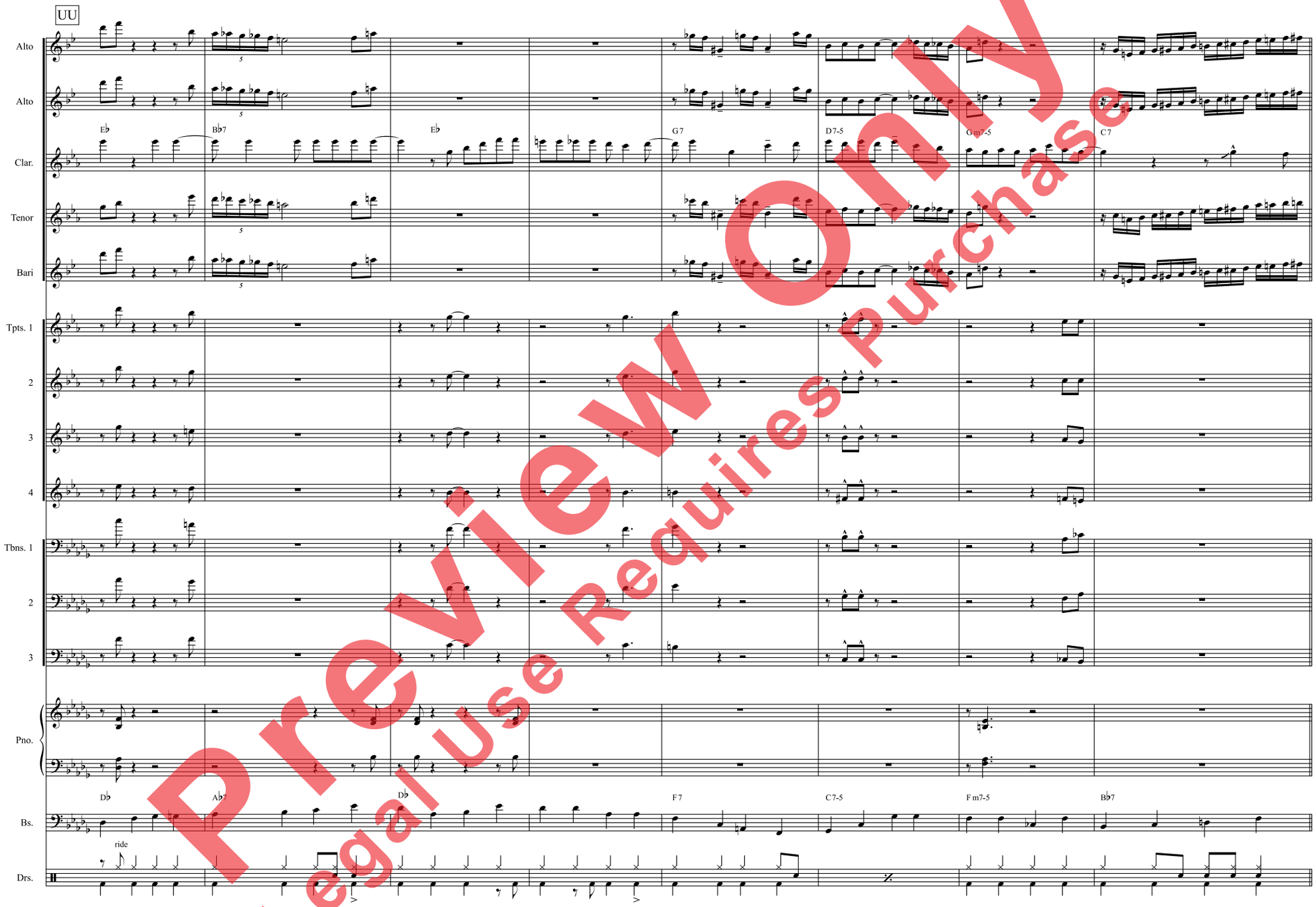

Preview Only
Legal Use Requires Purchase



Preview Only
Legal Use Requires Purchase

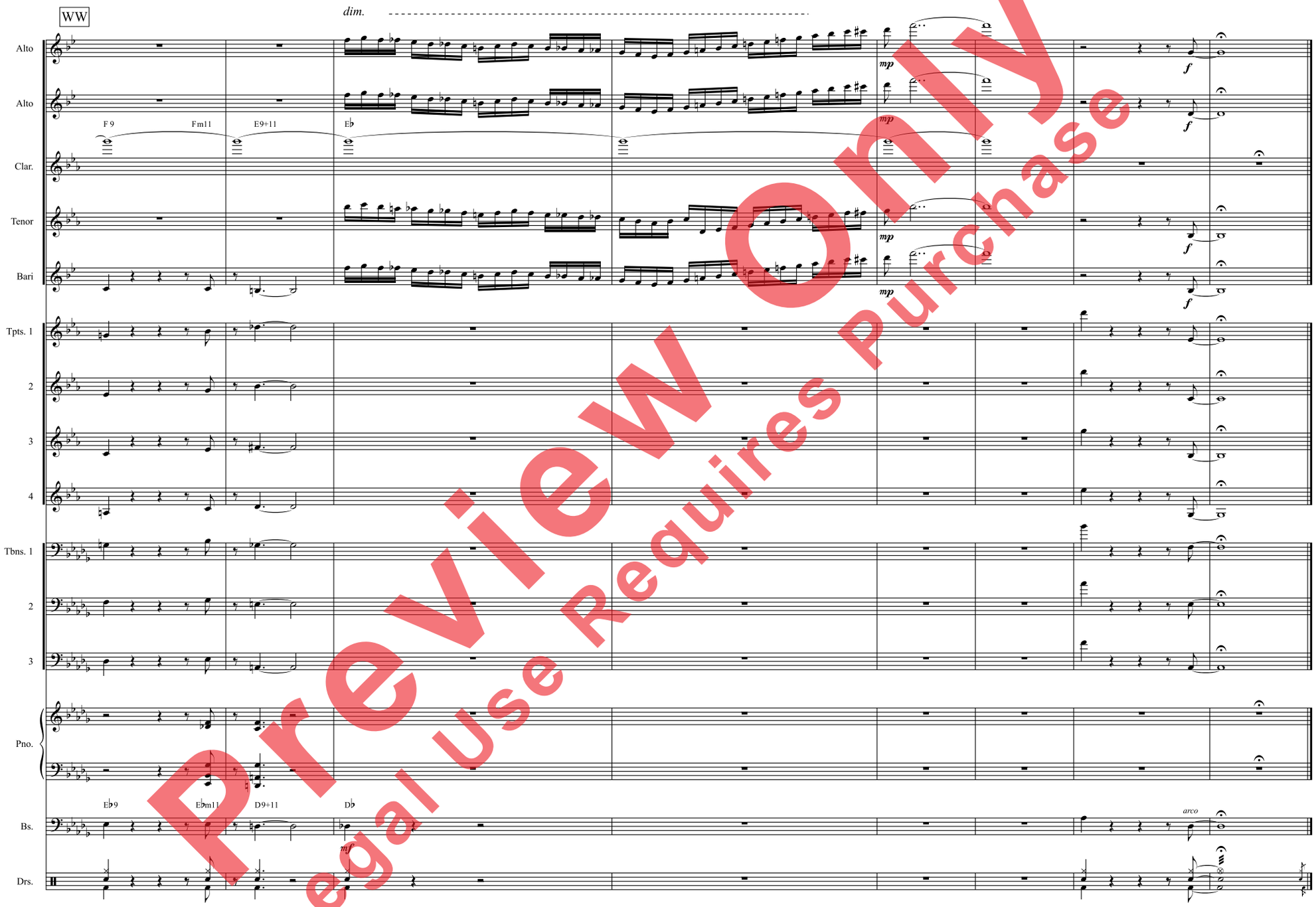

Preview Only
Legal Use Requires Purchase

Preview Only
Legal Use Requires Purchase

Preview Only
Legal Use Requires Purchase

Preview Only
Legal Use Requires Purchase

essentially ellington

The *Essentially Ellington* High School Jazz Band Program (*EE*) is one of the most unique curriculum resources for high school jazz bands in the United States, Canada, and American schools abroad. *EE* extends the legacy of Duke Ellington and other seminal big band composers and arrangers by widely disseminating music, in its original arrangements, to high school musicians for study and performance. Utilizing this music challenges students to increase their musical proficiency and knowledge of the jazz language. *EE* consists of the following initiatives and services:

Supplying the Music • Each year Jazz at Lincoln Center (JALC) transcribes, publishes, and distributes original transcriptions and arrangements, along with additional educational materials including recordings and teaching guides, to high school bands in the U.S., Canada, and American schools abroad.

Talking about the Music • Throughout the school year, band directors and students correspond with professional clinicians who answer questions regarding the *EE* music. *EE* strives to foster mentoring relationships through email correspondence, various conference presentations, and the festival weekend.

Professional Feedback • Bands are invited to submit a recording of their performance of the charts either for entry in the competition or for comments only. Every submission receives a thorough assessment. Bands are also invited to attend *EE* Regional Festivals for an opportunity to perform and receive a workshop.

Jazz at Lincoln Center Band Director Academy • Fifteen bands are selected from competition entries to attend the annual Competition & Festival in New York City. To prepare, each finalist band receives an in-school workshop led by a professional musician. Local *EE* members are also invited to attend these workshops.

Competition & Festival • The *EE* year culminates in a three-day festival at Jazz at Lincoln Center's Frederick P. Rose Hall. Students, teachers, and musicians participate in workshops, rehearsals, and performances. The festival concludes with an evening concert that features the three top-placing bands, joining the Jazz at Lincoln Center Orchestra with Wynton Marsalis in concert previewing next year's *EE* repertoire.

Jazz at Lincoln Center Band Director Academy • This professional development session for band directors is designed to enhance their ability to teach and conduct the music of Duke Ellington and other big band composers. Led by prominent jazz educators each summer, this companion program to *EE* integrates performance, history, pedagogy, and discussion into an intensive educational experience for band directors at all levels.

As of May 2014, *EE* has distributed scores to more than 4,200 schools in all 50 states, Canadian provinces, and American schools abroad.

Since 1995, over 504,000 students have been exposed to Duke Ellington's music through *Essentially Ellington*.

JAZZ AT LINCOLN CENTER is dedicated to inspiring and growing audiences for jazz. With the world-renowned Jazz at Lincoln Center Orchestra and a comprehensive array of guest artists, Jazz at Lincoln Center advances a unique vision for the continued development of the art of jazz by producing a year-round schedule of performance, education and broadcast events for audiences of all ages. These productions include concerts, national and international tours, residencies, yearly hall of fame inductions, weekly national radio and television programs, recordings, publications, an annual high school jazz band competition and festival, a band director academy, jazz appreciation curricula for students, music publishing, children's concerts, lectures, adult education courses, student and educator workshops and interactive websites. Under the leadership of Managing and Artistic Director Wynton Marsalis, Chairman Robert J. Appel and Executive Director Greg Scholl, Jazz at Lincoln Center produces thousands of events each season in its home in New York City, Frederick P. Rose Hall, and around the world. For more information, visit jazz.org.

Jazz at Lincoln Center Education
3 Columbus Circle, 12th Floor, New York, NY 10019

Phone • 212-258-9810
Fax • 212-258-9900
E-mail • ee@jalc.org

jazz.org/ee

Preview Only
Legal Use Requires Purchase

Alfred

essentially ELLINGTON

jazz