

CONTENTS

DO IT YOURSELF: BASS

The Parts of the Bass	3	Eighth Notes	24
How to Hold Your Bass	4	Rests	25
The Right Hand	5	Licks in the Keys of F & B^b	26
Proper Hand Position	5	The Key of G Major	28
Using Your Fingers	5	The 2nd Position	28
Using a Pick	5	The G Major Scale	28
The Left Hand	6	<i>Good King Wenceslas</i>	28
Proper Hand Position	6	The 3rd Position	29
Placing a Finger on a String	6	The Key of C Major	30
Tuning Your Bass	7	The C Major Scale	30
Using the Online Media	7	The Slide	31
Tuning to a Piano or Keyboard	7	Accented Notes	32
Tuning the Bass to Itself	7	Ties & Syncopation	33
Pitch Pipes and Electronic Tuners	7	Syncopation in the Keys of C, G, F, & B^b	34
The Basics of Reading Music	8	The Dotted Quarter Note	35
The Staff	8	Combining Dotted Quarter Notes, Accents, & Slides	36
The Bass Clef	8	Rock Licks with Syncopation	37
Measures (Bars)	8	High C[#] (or D^b) & D	38
Reading TAB	9	The Key of D Major	39
Counting Time	9	The D Major Scale	39
Four Kinds of Notes	9	<i>Joy to the World</i>	39
Time Signatures	9	Rock Licks in the Keys of G, C, & D	40
Notes on the 1st String G	10	Sixteenth & Dotted Eighth-Note Rhythms	41
Notes on the 2nd String D	12	Shuffle Rhythm Bass Lines	42
Combining Notes on the G & D Strings	13	The Key of A Major	43
Notes on the 3rd String A	14	The A Major Scale	43
Up-Stems & Down-Stems	14	Incomplete Measures	43
The A Natural Minor Scale	15	Licks in the Key of A	44
Sharps & Naturals	16	The Key of E Major	45
Notes on the 4th Fret	17	The E Major Scale	45
Notes on the 4th String E	18	High D[#] (or E^b) & E	46
Note Finding Review	19	The Two-Octave E Major Scale	46
Flats	20	Licks in the Key of E	47
The Key of F Major	22	Bass Fingerboard Chart	48
The F Major Scale	22		
Key Signatures	22		
The Key of B^b Major	23		
The B ^b Major Scale	24		

NOTES ON THE 1ST STRING G

DO IT YOURSELF: BASS



Open String
Finger: (open)

1st String,
Open

2nd Fret
Finger: 2

1st String,
2nd Fret



PLAYING QUARTER NOTES

A double bar line indicates the end of a piece.



PLAYING HALF NOTES





PLAYING DOTTED HALF NOTES




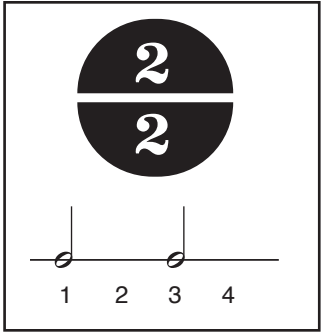
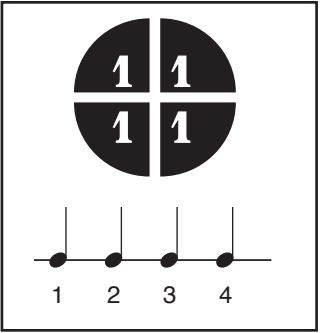

PLAYING WHOLE NOTES

EIGHTH NOTES

DO IT YOURSELF: BASS

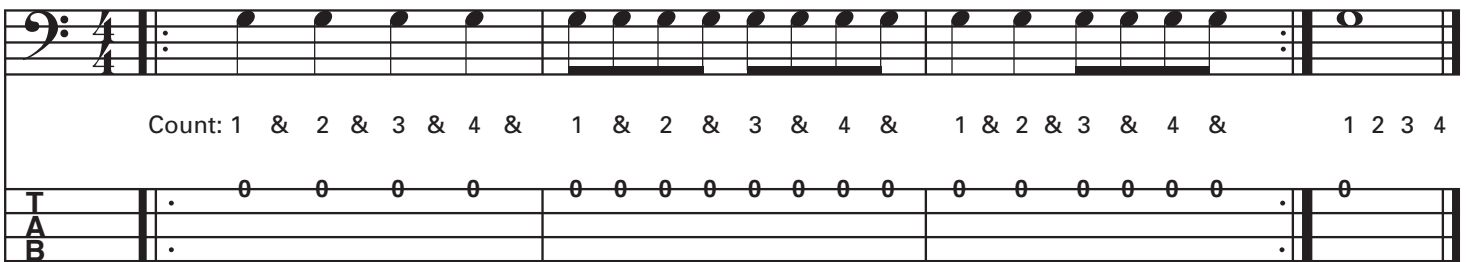
Eighth notes are black notes with a flag added to the stem  or .
 Two or more eighth notes are written with a beam connecting the stems:
 There are two eighth notes per beat, and eight eighth notes per measure in $\frac{4}{4}$ time, which are counted 1 & 2 & 3 & 4 &.



	=		=		=	
Whole Note		2 Half Notes		4 Quarter Notes		8 Eighth Notes



EIGHTH NOTES ON AN OPEN STRING





EIGHTH NOTES ON THREE OPEN STRINGS





EIGHTH NOTES WITH FINGERED NOTES



ROCK LICKS IN THE KEYS OF G, C, & D

DO IT YOURSELF: BASS



ROCK LICK IN G NO. 1

CHORDS: G

Alt. Alt.

TAB: {0 4 5 (5) 6 7} {0 5}



ROCK LICK IN G NO. 2

CHORDS: G

Alt. Alt.

TAB: {0 5} {0 5} 4 4 5 5 6 6 7 7 4 {0 5} {(5)}



ROCK LICK IN C

CHORDS: C

TAB: 3 5 5 7 (7) 5 5 3



ROCK LICK IN D

CHORDS: D

TAB: 0 0 7 0 6 0 4 2 0

HIGH D# (OR Eb) & E

DO IT YOURSELF: BASS

These notes will extend your upper register even further.

8th Fret
#D or Eb

HIGH D# or Eb

8

T
A
B

1st String,
8th Fret

9th Fret
E

HIGH E

9

T
A
B

1st String,
9th Fret




Photo: © Ken Settle

Influenced by a wide spectrum of music and musicians, **Les Claypool** of the band **Primus** combines impressive technique with an alternative-rock sensibility, creating a unique, cutting-edge style.



EXERCISE WITH HIGH D# AND E

9 8 6 8 9 8 6 8 9

T
A
B



EXERCISE WITH HIGH Eb

3 5 7 8 7 8 7 5 3

T
A
B



THE TWO-OCTAVE E MAJOR SCALE

Your knowledge of the notes high D# and E allows you to play an E Major scale in two octaves. Add this scale to your daily practice.

0 2 4 0 2 4 1 2 4 1 2 4 6 8 9 8 6 4 2 1 4 2 1 4 2 0 4 2 0

T
A
B