

Alfred's

GUITAR 101



POPULAR MUSIC TO PLAY FOR FUN!

Contents

America:		John Denver:	
A Horse with No Name.....	2	Take Me Home, Country Roads.....	13
Maroon 5:		The Who:	
Payphone.....	5	Behind Blue Eyes.....	17
Sheryl Crow:		Baba O'Riley.....	21
Strong Enough.....	9	The Rolling Stones:	
Soak Up the Sun.....	28	Midnight Rambler.....	25

Introduction

This book is designed for use with *Alfred's Guitar 101, Book 1* (42546) and *Alfred's Guitar 101, Book 2* (42721). It includes lessons provided by Martha Masters from Book 1, and Tom Dempsey from Book 2, but if you're in a guitar class that is using *Alfred's Guitar 101* method, you already have these lessons. This songbook will enable you to enjoy playing these great songs, applying the skills and concepts you have been taught. If you are learning on your own or taking private lessons with a teacher, having this book and the song lessons from *Alfred's Guitar 101* will be a great supplement to your studies.

While this book is a great start for you to apply your guitar skills and knowledge to playing popular songs, Alfred has an ever-growing catalog of popular music for you to choose from, and it comes in many different forms. You'll find both easy guitar arrangements and authentic transcriptions in TAB, so there is sure to be something that fits your needs. Learning to play songs is what it's all about, so have fun!



Alfred Music
P.O. Box 10003
Van Nuys, CA 91410-0003
alfred.com

Copyright © MMXV by Alfred Music
All rights reserved. Printed in USA.

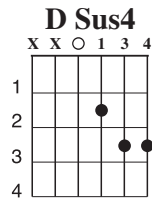
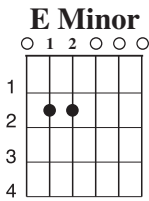
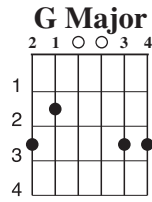
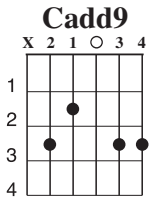
No part of this book shall be reproduced, arranged, adapted, recorded, publicly performed, stored in a retrieval system, or transmitted by any means without written permission from the publisher. In order to comply with copyright laws, please apply for such written permission and/or license by contacting the publisher at alfred.com/permissions.

ISBN-10: 1-4706-2012-X
ISBN-13: 978-1-4706-2012-7


Cover Art: *View across the Bay*, Juan Gris; Oil on canvas, 1921; Courtesy Wikipaintings.org

Chords Used

Capo 4th fret



Strumming Pattern



TIPS FOR PLAYING THIS SONG

- You can learn this song two ways, or choose your preferred style. We have provided a finger picking accompaniment arrangement, but you could also (or instead) choose to strum the chords in the rhythm suggested above. The strumming for this song moves along at a fast pace. Practice the changes using just one strum per change until you're completely familiar with the chord progression.
- The chords change consistently throughout the entire song, one measure on each chord in the same order, without exception. Don't worry too much about reading the lyrics and the corresponding changes, but, rather, listen to the recording and play along looking only at the chord charts for the first several times through. The changes will be evident quickly.

Payphone

Words and Music by
WIZ KHALIFA, ADAM LEVINE, BENJAMIN LEVIN,
AMMAR MALIK, JOHAN SCHUSTER and DANIEL OMELIO

Chords and Fretting:
 Eadd9, B, G#min, Cadd9, G, Emin, F#sus4, Dsus4, G, Emin, Dsus4, Cadd9, B, G#min, F#sus4, G, Emin, Dsus4.

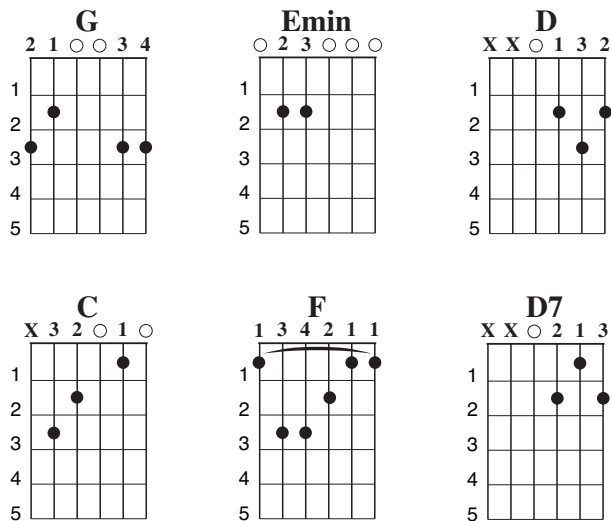
Lyrics:
 I'm at a pay - phone try-ing to call home, All of my change I spent on you.
 Where have the times gone, ba - by it's all wrong. Where are the plans
 we made for two? Yeah, I, I know it's hard to re-mem - ber
 the peo - ple we used to be. It's e - ven har - der to pic - ture, that you're not here next to me.

Guitar TAB:
 The tablature shows fret numbers (0-3) and string numbers (1-6) for each measure.

© 2012 WARNER-TAMERLANE PUBLISHING CORP., WIZ KHALIFA PUBLISHING, UNIVERSAL MUSIC-CAREERS, SUDGEE MUSIC,
WHERE DA KASZ AT?, MATZA BALL MUSIC, MARY CHA CHA, MARATONE AB, BMG RUBY SONGS and EAR ENTERTAINMENT
All Rights on behalf of itself and WIZ KHALIFA PUBLISHING Administered by WARNER-TAMERLANE PUBLISHING CORP.
All Rights Reserved

JOHN DENVER: TAKE ME HOME, COUNTRY ROADS

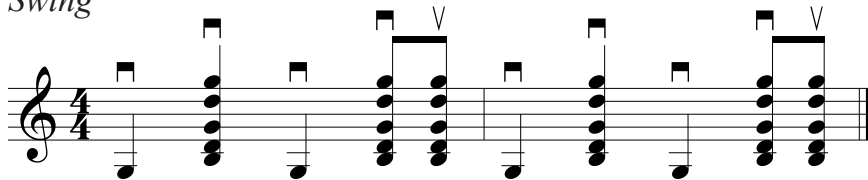
Chords Used



Strumming Pattern

While you can play this tune in any key by using a capo, the strumming pattern is illustrated with a G chord for clarity.

Swing



TIPS FOR PLAYING THIS SONG

- The original key for this song is A Major. In order to play it in that key using the chord forms above, you need to capo the 2nd fret. If you are singing this song, you can place the capo anywhere on the fretboard that suits your vocal range.
- Practice the strumming pattern slowly for accuracy. You want to make sure you are able to keep this rhythm going comfortably throughout the song.
- To vary the pattern, you can alternate between the root of the chord on beat 1 and a different note of the chord—on an adjacent string—on beat 3.
- Practice in sections by isolating the verse, chorus, and bridge.

Take Me Home, Country Roads

Words and Music by
JOHN DENVER, BILL DANOFF
and TAFFY NIVERT

Swing

A **A** **F#min**

Al-most hea - ven West Vir-gi -

Capo 2nd fret **G** **G** **Emin**

- nia Blue ridge moun - tain, She - nan - do - ah ri - ver.

D **C** **G**

Life is old there, ol - der than the trees,

E **D** **A** **Chorus**

Young - er than the moun - tains, grow - ing like a breeze. Coun - try roads,

D **C** **G**

TAB

© 1971 (Renewed) RESERVOIR MEDIA MANAGEMENT, INC., CHERRY LANE MUSIC PUBLISHING COMPANY, INC., ANNA KATE DEUTSCHENDORF, ZACHARY DEUTSCHENDORF and JESSE BELLE DENVER
All Rights for RESERVOIR MEDIA MUSIC Administered by RESERVOIR MEDIA MANAGEMENT, INC.
RESERVOIR MEDIA MUSIC Administered by ALFRED MUSIC
All Rights for ANNA KATE DEUTSCHENDORF and ZACHARY DEUTSCHENDORF Administered by CHERRY LANE MUSIC PUBLISHING COMPANY, INC.
All Rights for JESSE BELLE DENVER Administered by WB MUSIC CORP. (ASCAP) All Rights Reserved

SHERYL CROW: SOAK UP THE SUN

Chords Used

E5
X 1 3 4 X X

E7^{sus4}
X 1 1 1 X X

B5
X 1 3 4 X X

A5
X O 1 1 X X

A^{sus2}
X O 1 3 O O

B/D#
X 3 1 1 1 X

D5
X 1 3 4 X X

G5
1 3 4 X X X

E
O 2 3 1 O O

B
X 1 2 3 4 1

F#min
1 3 4 1 1 1

A
1 3 4 2 1 1

A/C#
X 3 1 1 1 X

Strumming Patterns

Intro/Verse

E5 E7^{sus4} E5 B5 A5 E7^{sus2} A5

Bridge

E5 B/D# D5 B/D# E5 B/D# G5 A5

Chorus

E B F#min A B



TIPS FOR PLAYING THIS SONG

- All three basic sections of the tune are presented above. Practice each one slowly for accuracy.
- Practice along with the original recording.

Soak Up the Sun

Words and Music by
SHERYL CROW and
JEFF TROTT

E5 E7sus4 E5 B5 A5

TAB

Chords simile

My friend the Com - mun - ist____ Holds meet-ings in____ his R - V.

TAB

I can't af - ford____ his gas,____ So I'm stuck here wat - ching T - V

TAB

I don't have di - gi - tal____ I don't have did -

TAB

© 2002 RESERVOIR 416 (BMI), OLD CROW MUSIC (BMI) and CYRILLIC SOUP (ASCAP)
All Rights for RESERVOIR 416 (BMI) and OLD CROW MUSIC (BMI) Administered by RESERVOIR MEDIA MANAGEMENT, INC.
RESERVOIR MEDIA MANAGEMENT, INC. Administered by ALFRED MUSIC
All Rights Reserved