

Teach Yourself To Play Guitar

MORTY MANUS & RON MANUS

GETTING STARTED		NOTES ON THE SIXTH STRING E.	39
A Short History of the Guitar.	2	● MINI MUSIC LESSON: The Natural Scale	39
Types of Guitars	3	<i>Songs & Exercises:</i> Silver Threads Among the Gold	40
Buying a Guitar	5	● MINI MUSIC LESSON: Tempo Signs	41
Caring for Your Guitar	5	<i>Songs & Exercises:</i> Plaisir d'amour	41
Tuning Your Guitar	6	● MINI MUSIC LESSON: Bass-Chord Accompaniments	42
Holding the Guitar	7	<i>Songs & Exercises:</i> Can-Can Duet	43
Getting Acquainted With Music	9	● MINI MUSIC LESSON: Dynamics	44
Getting Acquainted With Tablature.	10	<i>Songs & Exercises:</i> Echo Song	44
NOTES ON THE FIRST STRING E.	11	● MINI MUSIC LESSON: Signs of Silence	46
<i>Songs & Exercises:</i> Mixing It Up, More Mixing.	12	<i>Songs & Exercises:</i> Give It a Rest	46
● MINI MUSIC LESSON: Sound Off (How to Count Time).	13	THE FOUR-STRING C CHORD	47
<i>Songs & Exercises:</i> Playing Different Kinds of Notes and		<i>Songs & Exercises:</i> When The Saints Go Marching In.	47
Time Signatures	14	● MINI MUSIC LESSON: Ties	48
NOTES ON THE SECOND STRING B	15	<i>Songs & Exercises:</i> The Sidewalks of New York	48
<i>Songs & Exercises:</i> Two-String Rock	16	O Happy Day	49
Beautiful Brown Eyes, Guitar Rock	16	● MINI MUSIC LESSON: More Bass-Chord Accompaniments.	50
Merry-Go-Round	17	<i>Songs & Exercises:</i> Cielito Lindo	51
Jingle Bells	18	● MINI MUSIC LESSON: Eighth Notes	52
NOTES ON THE FIRST STRING G.	19	<i>Songs & Exercises:</i> Eighth Note Rock	52
<i>Songs & Exercises:</i> Au Clair de la Lune	19	Happy Birthday, Speed Drill.	53
Three-String Rock, Aura Lee	20	● MINI MUSIC LESSON: Sharps, Flats, and Naturals	54
Largo from the New World Symphony	21	● MINI MUSIC LESSON: The Chromatic Scale	55
● MINI MUSIC LESSON: Introducing Chords	22	<i>Songs & Exercises:</i> Chromatic Rock	55
<i>Songs & Exercises:</i> Meet the Chords	22	THE FOUR-STRING D7 CHORD	56
THE THREE-STRING C CHORD.	23	<i>Songs & Exercises:</i> Four-Beat Blues	56
<i>Songs & Exercises:</i> Ode to Joy	23	Rockin' the Bach	57
● MINI MUSIC LESSON: Introducing the Quarter Rest	24	Amazing Grace, Frankie and Johnnie	58
<i>Songs & Exercises:</i> Rock 'n' Rhythm	24	Pachelbel's Canon	59
THE THREE-STRING G7 CHORD	25	● MINI MUSIC LESSON: The Major Scale	60
<i>Songs & Exercises:</i> Down in the Valley	25	● MINI MUSIC LESSON: Key Signatures	61
May Ann	26	<i>Songs & Exercises:</i> This Land Is Your Land	62
THE THREE-STRING G CHORD.	27	La Bamba	63
<i>Songs & Exercises:</i> Rockin' with G and C	27	● MINI MUSIC LESSON: Dotted Quarter Notes	64
NOTES ON THE FOURTH STRING D	28	<i>Songs & Exercises:</i> Auld Lang Syne	64
<i>Songs & Exercises:</i> Reuben Reuben	28	Rockabilly Bass Line	65
Old MacDonald Had a Farm, G Whiz.	29	Hava Nagila	66
Goodnight Ladies, Daisy Bell	30	ADVANCED TABLATURE TECHNIQUES.	68
FOUR-STRING CHORDS: G AND G7	32	Bends	68
<i>Songs & Exercises:</i> Rockin' the Chimes	32	Pick Bend & Release	69
Laughing Troll	33	Hammer-On	70
NOTES ON THE FIFTH STRING A.	34	Pull-Off	71
<i>Songs & Exercises:</i> Peter Gray	34	Slides	72
Boogie Style	35	Palm Mute	73
INTRODUCING HIGH A.	36	TABLATURE LICKS.	74
<i>Songs & Exercises:</i> Rockin' in Dorian Mode	36	DICTIONARY OF TABLATURE TECHNIQUES	77
● MINI MUSIC LESSON: Incomplete Measures	37	GUITAR NOTE CHART	78
<i>Songs & Exercises:</i> A-Tisket, A-Tasket	37	MAGIC CHORD ACCOMPANIMENT GUIDE.	79
The Riddle Song	38	GUITAR FINGERBOARD CHART.	80

Acoustic guitar cover photo courtesy of Martin Guitar Company.
Fender Stratocaster® photograph by J. Jeff Leland.
Fender Stratocaster® courtesy of Carl Culpepper.

Cover Design: Ted Engelbart
Book Design: Susan Hartman
Production: Bruce Merrill Goldes / Paul Woodring



Alfred Music
P.O. Box 10003
Van Nuys, CA 91410-0003
alfred.com

No part of this book shall be reproduced, arranged, adapted, recorded, publicly performed, stored in a retrieval system, or transmitted by any means without written permission from the publisher. In order to comply with copyright laws, please apply for such written permission and/or license by contacting the publisher at alfred.com/permissions.

Copyright © 2003 by Alfred Music
All rights reserved. Printed in USA

ISBN-10: 0-88284-675-2 (Book)
ISBN-13: 978-0-88284-675-0 (Book)

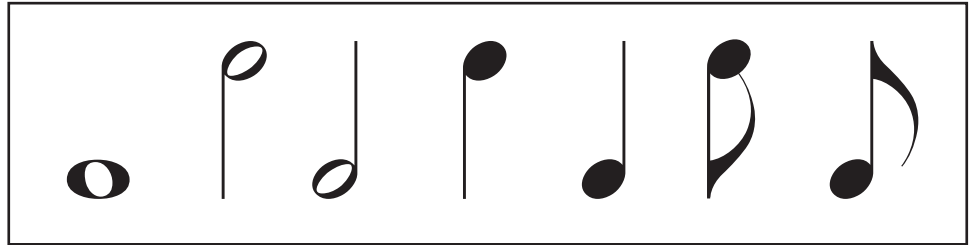
ISBN-10: 0-7390-3401-4 (Book & Online Video/Audio)
ISBN-13: 978-0-7390-3401-9 (Book & Online Video/Audio)

GETTING STARTED

GETTING ACQUAINTED WITH MUSIC

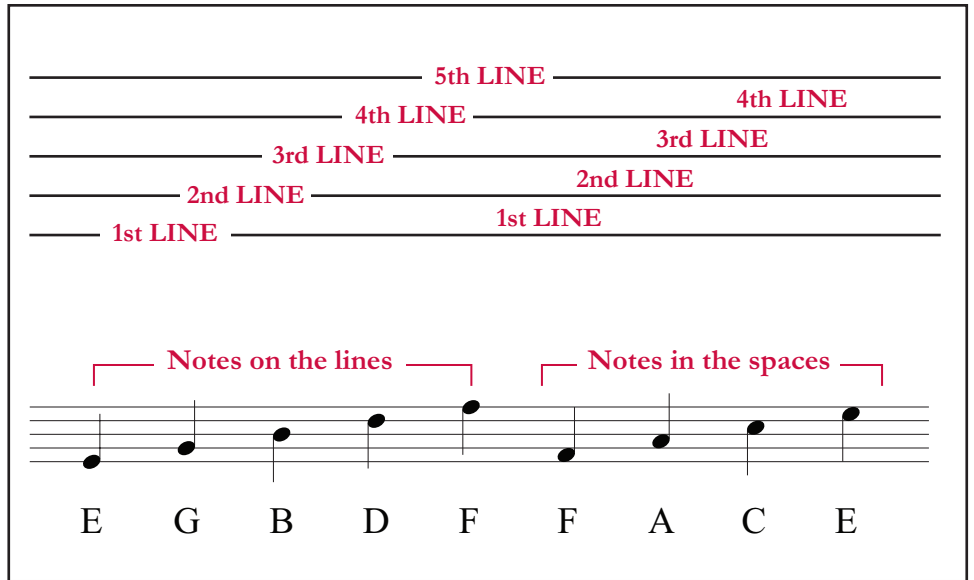
Notes

Musical sounds are indicated by symbols called NOTES. Their time value is determined by their color (white or black) and by stems and flags attached to the note.



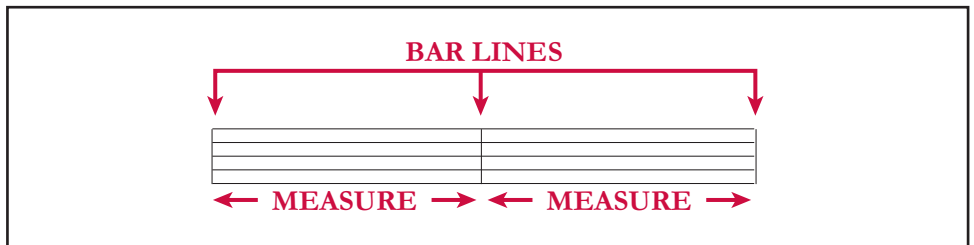
The Staff

The name and pitch of the notes are determined by the note's position on a graph made of five horizontal lines, and the spaces in between, called the staff. The notes are named after the first seven letters of the alphabet (A-G), repeated to embrace the entire range of musical sound.



Measures and Bar Lines

Music is also divided into equal parts, called MEASURES. One measure is divided from another by a BAR LINE.



Clefs

During the evolution of music notation, the staff had from two to twenty lines, and symbols were invented to locate a reference line, or pitch, by which all other pitches were determined. These symbols were called clefs.

Music for the guitar is written in the G or treble clef. Originally the Gothic letter G was used on a four-line staff to establish the pitch of G:

