

New Notes A and B in Treble Clef

1. Draw a half note a 2nd down from Middle C. Then, draw a half note a 3rd down from Middle C. Name each note.

Down a 2nd

Down a 3rd



2. Circle each B on the staff.

3. Circle each A on the staff.


4. Name each note. Then, play on the keyboard.

5. Draw a line to connect each note to its matching name on the banner.




Review

1. Name each note of the harmonic intervals.

a.  _____


This interval is a(n) 7th.
8th.
 (Circle one.)

b.  _____

This interval is a 6th.
7th.
 (Circle one.)

c.  _____

This interval is a(n) 7th.
8th.
 (Circle one.)


d.  _____


This interval is a(n) 6th.
8th.
 (Circle one.)




2. Name the notes to learn about this famous composer.

Meet Igor Stravinsky (1882–1971)


 I _ or Str _ vinsky, _ Russi _ n - _ m _ ri _ n _ ompos _ r,


 w _ s _ r _ t in lu _ n _ on 20th- _ ntury



 musi _ . H _ is most _ mous _ or his _ ll _ ts: "P _ trushk _ ,"


 "Th _ ir _ ir _ , " _ n _ "Th _ Rit _ o _ Sprin _ ."

C Major Scale

1. Name each note in the ascending and descending C major scales. Then, play and count aloud.

Right Hand



Left Hand



2. Draw a line to connect each interval to the matching note names on one of the shoe boxes. Then, write the interval name (2nd, 3rd, 4th, 5th, 6th, 7th, 8th) on the line.

