


Alfred's Premier Piano Course

Gayle Kowalchyk • E. L. Lancaster

Notespeller 1A is designed to be used with Lesson Book 1A of *Alfred's Premier Piano Course*. It can also serve as an effective supplement for other piano methods.

Notespeller 1A reinforces note-reading concepts presented in the Lesson Book through written exercises. Note and interval identification exercises are presented to provide systematic reinforcement to help the student read and write notes on the staff.

The pages in this book correlate page by page with the materials in Lesson Book 1A. They should be assigned according to the instructions in the upper right corner of pages in this book. They also may be assigned as review material at any time after the student has passed the designated Lesson Book page.

Look for QR codes () throughout the book.

1. Download a free QR code app to a smart phone from iTunes® or Google Play™.
2. Open the app, and then hold the smart phone above the QR code.

Within seconds, a Premier Online Assistant video corresponding to the page in this book will play. These videos provide additional explanations of concepts.

In addition to written exercises, unique features of the book include:

- Short explanations of musical concepts to use as a review before completing the written activities.
- Reinforcement of the rhythm patterns introduced in Lesson 1A.
- Note-reading exercises that introduce the student to famous composers.
- Colorful illustrations that relate to the art used in Lesson 1A.

Illustrations by Jimmy Holder



Copyright © 2014 by Alfred Music
All Rights Reserved. Printed in USA.

ISBN-10: 1-4706-1487-1

ISBN-13: 978-1-4706-1487-4

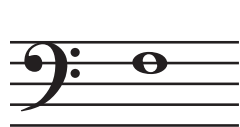
No part of this book shall be reproduced, arranged, adapted, recorded, publicly performed, stored in a retrieval system, or transmitted by any means without written permission from the publisher. In order to comply with copyright laws, please apply for such written permission and/or license by contacting the publisher at alfred.com/permissions.

iTunes® is a trademark of Apple, Inc., registered in the U.S. and other countries. Google Play™ is a trademark of Google, Inc.

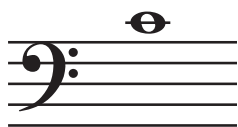


Landmark Notes

Memorize these Landmark Notes as guides to learning other notes.



Bass F



**Middle C
on the bass staff
(LH)**




**Middle C
on the treble staff
(RH)**



Treble G

1. Name each note. Then, play on the keyboard.




2. Draw a line to connect each note on a spaceship to its matching name on one of the planets.



C 5-Finger Pattern in Bass Clef

1. Name each note in the C 5-finger pattern in bass clef.



These notes step

up.
down.

(Circle one.)

2. Name each note in the C 5-finger pattern in bass clef.



These notes step

up.
down.

(Circle one.)

3. Draw a line to connect each note on a T-shirt to its matching name on one of the skateboards.



C 5-Finger Pattern in Treble Clef

1. Name each note in the C 5-finger pattern in treble clef.



These notes step up.
down.
(Circle one.)

2. Name each note in the C 5-finger pattern in treble clef.



These notes step up.
down.
(Circle one.)

3. Draw a line to connect each note to its matching name on one of the trophies.

