


CONTENTS

DO IT YOURSELF: DRUMSET

Introduction	3	Introducing the "Driving" and "Laid-Back" Beat	30
Parts of a Drumset	4	A "Driving" Beat	30
Setting Up Your Drums	6	A "Laid-Back" Beat	30
Holding the Drumsticks	8	Introducing Dotted Eighth Rests	31
Basic Hand Technique	10	"The Weight" from The Band's <i>Music from Big Pink</i> (1968)	31
Basic Foot Technique	12	"When the Levee Breaks" from Led Zeppelin's <i>Led Zeppelin IV</i> (1971)	32
Reading Music Notation	14	Incorporating the Left Foot	33
Beats, Measures, and Time Signatures.	16	"Sweet Emotion" from Aerosmith's <i>Toys in the Attic</i> (1975)	34
The Staff, Bar Lines, Repeat Sign, Clef, and Tempo	17	"Walk This Way" from Aerosmith's <i>Toys in the Attic</i> (1975)	35
Basic Rock Beats	20	Basic Rock Fills	36
"Dead Leaves and the Dirty Ground" from The White Stripes' <i>White Blood Cells</i> (2001)	20	"Come As You Are" from Nirvana's <i>Nevermind</i> (1991)	36
"Runnin' Down a Dream" from Tom Petty's <i>Full Moon Fever</i> (1989)	21	"Free Fallin'" (ex. 1) from Tom Petty's <i>Full Moon Fever</i> (1989)	37
Introducing the Eighth Note	22	"Free Fallin'" (ex. 2) from Tom Petty's <i>Full Moon Fever</i> (1989)	37
"Back in Black" from AC/DC's <i>Back in Black</i> (1980)	22	"I Won't Back Down" from Tom Petty's <i>Full Moon Fever</i> (1989)	38
"I Won't Back Down" from Tom Petty's <i>Full Moon Fever</i> (1989)	23	"Boulevard of Broken Dreams" (ex. 1) from Green Day's <i>American Idiot</i> (2004)	38
"Boulevard of Broken Dreams" from Green Day's <i>American Idiot</i> (2004)	23	Introducing the Drag	40
Introducing the Flam	24	The Drag	40
The Flam	24	"Boulevard of Broken Dreams" (ex. 2) from Green Day's <i>American Idiot</i> (2004)	40
"Paradise City" from Guns N' Roses' <i>Appetite for Destruction</i> (1987)	24	"Livin' on the Edge" from Aerosmith's <i>Get a Grip</i> (1993)	41
"You Shook Me All Night Long" from AC/DC's <i>Back in Black</i> (1980)	25	Introducing the Dotted Eighth Note	42
Introducing Sixteenth Notes	26	"Back in Black" from AC/DC's <i>Back in Black</i> (1980)	42
Counting Sixteenth Notes	26	Introducing Triplets	42
"Hard to Handle" from The Black Crowes' <i>Shake Your Money Maker</i> (1990)	26	"Jamie's Cryin'" from Van Halen's <i>Van Halen</i> (1978)	43
Introducing Dotted Notes	27	"D'Yer Mak'er" from Led Zeppelin's <i>Houses of the Holy</i> (1973)	44
Dotted Notes	27	Parts of a Drum	45
"Free Fallin'" from Tom Petty's <i>Full Moon Fever</i> (1989)	27	Drumhead Selection	46
"Come As You Are" from Nirvana's <i>Nevermind</i> (1991)	28	Tuning the Drums	47
"Smoke on the Water" from Deep Purple's <i>Machine Head</i> (1972)	29	Drumstick Selection	48
"Kashmir" from Led Zeppelin's <i>Physical Graffiti</i> (1975)	30		

Audio examples performed by Rich Lackowski.
Instructional photos by Larry Lytle.



11. **Hi-Hat Clutch:** This special mounting bracket keeps the top hi-hat cymbal mounted to the top of the hi-hat stand.
12. **Kick Pedal:** The kick pedal is mounted to the kick drum and is operated by the foot. When pressed down, the kick drum beater strikes the kick drumhead.
13. **Throne:** This is the drummer's seat.

Tips & Tools

For more on the parts of the drums, drumhead selection, and tuning, see pages 45–48.



INTRODUCING THE FLAM

DO IT YOURSELF: DRUMSET

The Flam

A *flam* is a specific sound where both drumsticks strike the drumhead very close together and in time with one another. If played too close together, the sticks both hit the drumhead at the same time, and that will choke the drum, resulting in a dead, dry sound. If the sticks strike the drumhead too far apart, then it sounds like two normal consecutive hits, and not like a flam (it will sound like “bam-bam,” instead of “blam”). But when played just right, a flam is an extremely powerful stroke in which both hits can be distinctly heard, but the effect is that the hits are very close together and the drum reacts with a very big, full sound. When notated, a flam looks like this:



“PARADISE CITY”

from Guns N' Roses' *Appetite for Destruction* (1987)


Any rock music fan that's heard this tune, drummer or not, has a tough time resisting the urge to air drum along with the powerful beat played by Steven Adler at the beginning of “Paradise City.” One of the things that makes this beat so powerful is the flams that are played on the snare drum.

Original transcription (0:11):

♩ = 93



Let's start by playing the kick on beats 1 and 3 and on the “&” of beat 3, while playing a flam on the snare on beats 2 and 4. Try to mimic the flam sound as closely as you can, and repeat this exercise until you can play flams comfortably and so they sound like what you hear on the tune.






“WHEN THE LEVEE BREAKS”


from Led Zeppelin's *Led Zeppelin IV* (1971)

This song beautifully showcases John Bonham's big, powerful sound, and his heavy, feel-good groove. This song was originally recorded in a tall stairwell, which is what gives the drums the echo and very large sound.


Original transcription (Intro):




Let's start by playing eighth notes on the hi-hat with your right hand; the snare on beats 2 and 4 with your left hand; and the kick on beat 1, the “e” of beat 1, and on the “&” of beat 3. Start slowly at first, and gradually increase the tempo as you feel comfortable.



Next, let's take the beat we just played, and add a kick drum hit on the “ah” of beat 3. Again, start slowly, and once you feel comfortable, gradually increase the tempo.



Finally, we'll add one more kick drum hit to the previous beat, this time on the “ah” of beat 2, to complete the groove. Practice this beat, repeating it many times until you can play it very comfortably and so it sounds as close as possible to what Bonham plays on the recording.






"JAMIE'S CRYIN'"

from Van Halen's *Van Halen* (1978)


This tune, from Van Halen's multi-platinum debut album, begins with a drum fill expertly played by the great Alex Van Halen.

Original transcription (Intro):


♩ = 129




Let's begin by playing a simplified version of the drum fill. Play quarter notes with your foot on the hi-hat to keep time throughout the fill.



Next, let's play it again, but this time, let's add an extra rack tom hit on the "ah" of beat 1.



Now, let's add yet another hit on the rack tom so that a sixteenth note triplet is played starting on the "&" of beat 1. After concluding the fill with a simultaneous crash and kick hit on beat 1, continue by playing the beat from the song as transcribed here.



Spotlight on Alex Van Halen

An undisputed legend of rock 'n' roll majesty, Alex Van Halen is a pioneer of the hard rock sound that was born on the Sunset Strip in Los Angeles, California, in the late 1970s. Alex's extreme power, amazing technical ability, unique sound, and incredible showmanship has been praised by millions and has inspired thousands of aspiring drummers to pick up the sticks and play the drums.