

from the motion picture *CAMP*
HERE'S WHERE I STAND

for S.A.T.B. voices and piano
 with optional SoundPax and SoundTrax CD*

Arranged by
GREG GILPIN

Music by **MICHAEL GORE**
 Words by **LYNN AHRENS**

Slow gospel feel (♩ = ca. 52) swing the sixteenths

SOLOIST or
 SMALL GROUP

PIANO

SOLOIST or SMALL GROUP

PIANO

8^{vb}

4

7

10

mp

Here in the dark, I stand be -

mp

* Also available for S.A.B. (39898) and S.S.A. (39899).
 SoundTrax CD available (39900). SoundPax available (39901) - includes parts for Guitar, Bass, and Drumset.

Copyright © 2002 WB MUSIC CORP., HILLSDALE MUSIC, INC., and FIFTH OF MARCH MUSIC
 All Rights on behalf of itself and HILLSDALE MUSIC, INC. Administered by WB MUSIC CORP.
 All Rights for FIFTH OF MARCH MUSIC Administered by WARNER-TAMERLANE PUBLISHING CORP.
 This Arrangement © 2013 WB MUSIC CORP., HILLSDALE MUSIC, INC., and FIFTH OF MARCH MUSIC
 All Rights Reserved. Printed in USA.

Sole Selling Agent for This Arrangement: Alfred Music Publishing Co., Inc.

To purchase a full-length performance recording of this piece, go to alfred.com/downloads

11

fore you, know - ing this is my chance to show you my—

C#m B(add4) A E/G# F#m7 E/G# F#m/A A/B

14

heart. This is the start, this is the start.

E B/D# C#m E/B A maj7 E/G#

17

I have so much to say and I'm hop - in' that your—

F#m7 E/G# F#m/A A/B B/C# C# B/D# C#/E#

20

arms are o - pen. Don't turn a - way. I want you

F#m G#m A maj7 A/B B/C#

(join section)

near me, but you have to hear me.

SOPRANO *mf*

ALTO

TENOR *mf*

BASS

mf

Here's where I

C# B/D# C#/E# F#m G#m A A/B

cresc.

26

stand. Here's who I am. Love me, but don't

E B/D# C#m B A E/G#

29

tell me who I have to be. Here's who I

F#m7 E/G# F#m/A A/B E B/D#

31

SOLOIST or SMALL GROUP *mf*

You said

am. I'm what you see.

Who I am. I'm what you see.

C#m B A E/G# F#m7 E/G# F#m/A A/B

34

I had to change, and I was try - in'. But my heart was

mp Oo *mf* Try - in'. *mp* Oo

B/C# C# B/D# C#/E F#m G#m

ly - in'. I'm not a child an-y long - er. I am_

mf An-y long - er. I am_

Amaj7 A/B B/C# C# B/D# C#/E#

strong er. (rejoin section)

strong er. Here's where I *f*

F#m G#m Amaj9 A/B *f*

43

S.
A. stand. Here's who I am. Help me to move
T.
B. Help me to move

E B/D# C#m B A E/G#

46

on, but please don't tell me how. I'm on my

F#m7 E/G# F#m/A A/B B/D#

48

I'm mov - in' now. way. Oo I'm mov - in' now.

C#m B A E/G# F#m7 E/G# F#m/A A/B

SOLOIST or SMALL GROUP

51

mf

In this life we've come so far, — but we're on - ly —

S. *mp*

A.

Oo —————

T. *mp*

B.

C#m

G#m/B

A

mf

54

55

who we are, — with the cour-age of love — to show us the way.

Who we are, — Cour-age of love. — Show us the

TENOR only

ALL

E/G#

F#m7

E/G#

57

Musical staff for vocal line at measure 57, showing a melody in treble clef with a key signature of three sharps (F#, C#, G#).

We've got the pow - er to stand up and say: _____

Musical staff for piano accompaniment at measure 57, showing chords in treble clef.

way.

Stand up, _____
cresc.

Musical staff for piano accompaniment at measure 58, showing chords in bass clef.

cresc.
Stand up, _____

Stand up, _____

Musical staff for piano accompaniment at measure 59, showing chords in treble and bass clefs.

A A#dim A/B

cresc.

60

Musical staff for vocal line at measure 60, showing a melody in treble clef.

here's, _____

Musical staff for piano accompaniment at measure 60, showing chords in treble clef.

up and say:

here's where I

Musical staff for piano accompaniment at measure 61, showing chords in bass clef.

Musical staff for piano accompaniment at measure 62, showing chords in treble and bass clefs.

Bb/C

f



63

here's who I am. Stand up and be

stand. Stand up,

F C/E Dm F/C Bb F/A

66

count - ed. I'm count - ing on you. If you're with

I'm count - ing on you.

Gm⁷ F/A Gm/B^b B^b/C B^b/D B^b/C F C/E

68

me, we'll make it _____ through. _____ Here's where I

Through. _____ Here's where I

Dm F/C B \flat F/A Gm7 F/A B \flat B \flat /C

71

stand. _____ Here's who I am. _____ Love me, love me,

stand. Am. Love me, love me,


F C/E Dm F/C B \flat F/A



love me and we'll make it through. Here's where I



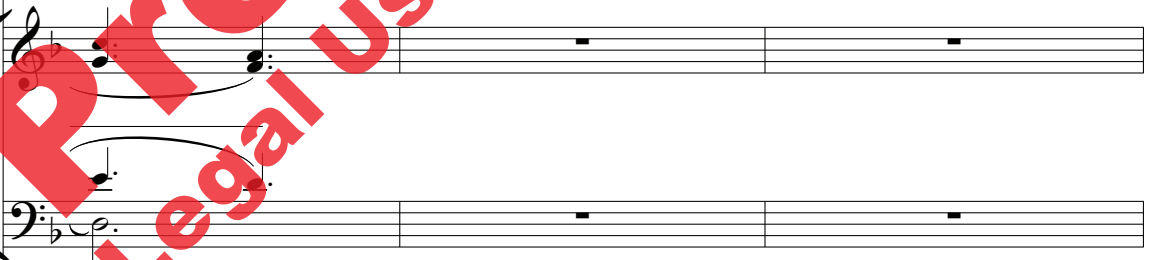
we'll make it through.




Gm7 F/A Bb Bb/C Bb/D Bb/C F C/E



stand. Ba - by, ba - by, ba - by, I'm count-ing on



Dm F/C F/Bb F/A Gm7 Bb/A Bb Bb/C



79

you.____ Here's where I stand.____ Love me, love me,

Here's where I stand.____ Love me love me,

F Dm F/C Bb F/A

82

rit. love me and we'll make it through. *mp* I'm

rit. we'll make it through.

Gm⁷ Bb/F Bb/C *rit.*

85 Slowly and freely

count-ing, — I'm count-ing, — I'm count-ing, — I'm count-ing on —

Slowly and freely

Bb F/A Gm7 Gm7 F/A Bdim Bb/C

mp

89

mf

Tempo I

91 *mf* SOLO (ad lib to end)

you. —

mf

Here's where I stand. Here's who I am.

mf

Tempo I

F C/E Dm F/C Bb(sus2) F/A

mf

93

S.
A.

I'm count-ing on you. Here's where I stand. Here's who I

T.
B.

Gm7 F/A Bb Bb/C Bb/D Bb/C F C/E Dm F/C

96

am.

We'll make it through Here's where I

Bb(sus2) F/A Gm7 F/A Bb Bb/C Bb/D Bb/C F C/E

99

stand. Here's who I am. I'm count-ing on

Dm F/C Bb(sus2) F/A Gm7 F/A Bb Bb/C Bb/D Bb/C

102

you. Here's where I stand. Here's who I am.

F C/E Dm F/C B_b(sus2) F/A

105

We'll make it, we'll make it, we'll make it, Here's where I stand!

Gm⁷ F/A Gm F/A Gm F/A B_b F/C B_b/C F