

### HOLDING THE RECORDER

**Hands:** Your beginning notes will only use the fingers of your left hand. The left hand is placed at the top of the recorder. The left thumb covers the hole in the back of the instrument and the 1st finger covers the 1st hole in the front. The 2nd finger covers the 2nd hole and the 3rd finger covers the 3rd hole. (The 4th finger is not used.) Cover all holes with the ball of the finger while keeping the fingers flat.

Later when you add your right hand, the thumb will be in the back with the 1st finger covering the 4th hole, the 2nd the 5th hole, and the 3rd the 6th hole. The 4th finger of the right hand is used to cover the lowest hole, at the bottom of the recorder.

**Mouth:** The mouthpiece is placed between the lips with no more than half an inch of the mouthpiece going inside your mouth. Do not bite the mouthpiece.

### PLAYING THE RECORDER

It does not take a great deal of air to produce beautiful sounds on the recorder so you do not have to blow hard. In the beginning, playing softly will help you develop control. To start the tone, lightly touch the tip of your tongue against the point where your upper front teeth meet your gums and quickly remove it. Imagine you are saying the syllable "Tu." This is called tonguing.


### CARE OF THE RECORDER

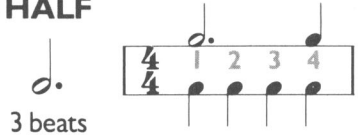
After playing, dry the inside of your instrument with a swab; use lint-free gauze or cloth. The mouthpiece should always be kept clean. Wipe the outer surface with clear soapy water; never use benzine or methyl alcohol. When not in use, always keep your recorder in its case. Treat it carefully and it will last forever.

The *Yamaha Recorder Student* contains 4 songs that can be performed with any or all of the books in the *Yamaha Band Student* series:

	Recorder Book	Band Book
Volga Boat Song	page 21	page 27
Let's Row Again	25	15
Auld Lang Syne	25	29
Did You Ever See a Lassie?	27	28

**3** = 3 beats to a measure  
**4** = quarter note gets 1 beat

**TIE**   
 connects 2 notes of same pitch

**DOTTED HALF NOTE**  
  
 3 beats

1   
 2 

**Barcarolle**

from The Tales of Hoffman



J. OFFENBACH

Slowly

3   


**Good King Wenceslas**

Moderato

4   
 Good King Wen - ces - las looked out, On the Feast of Steph - en,  
  
 When the snow lay round a - bout, Deep and crisp and e - ven.

**Add Barlines, Name the Notes—Then Play**

5   
 B \_ \_ \_ \_ \_

## 1st and 2nd ENDING



## TEMPO

Largo  
very slow

1

on repeat  
skip to 2nd ending

2

## We Wish You A Merry Christmas

Moderato

3

*f* We wish you a mer-ry Christ-mas, We wish you a mer-ry Christ-mas, We

wish you a mer-ry Christ-mas, and a hap-py New Year. Good

tid-ings to you and to all your kin, Good

tid-ings for Christ-mas and all the New Year.

Largo

from *The New World Symphony*

A. DVOŘÁK

4

*mp*