


Lesson 1



High Sounds

Color the keys red on the RIGHT side of the keyboard where Mozart Mouse likes to play HIGH sounds.




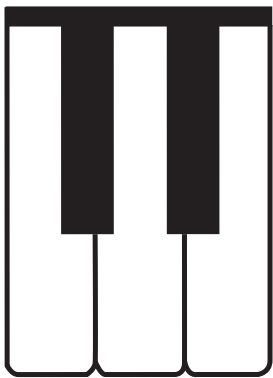
Lesson 2



3 Black Keys

Help Mozart Mouse find all of the 3 BLACK KEY groups.

- Circle each group with a blue crayon.



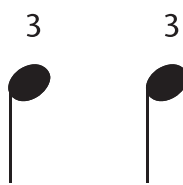
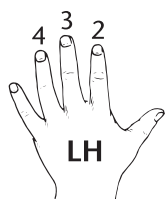
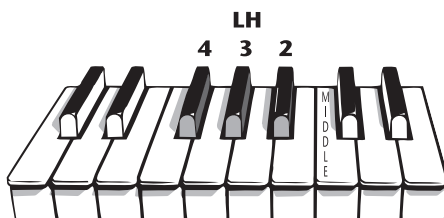
Lesson 4



Beethoven Bear's Name

- ① Place Beethoven Bear on 3 black keys.
- ② Clap (or tap) *Beethoven Bear* and count aloud evenly.
- ③ Point to the notes below and count aloud evenly.
- ④ Say the finger numbers aloud while playing them in the air.
- ⑤ Play one key at a time and say the finger numbers.
- ⑥ Play and sing the words.

Beethoven Bear



Sing: Bee - tho - ven

Bear



Lesson 5



Rhythm Patterns

Clap and count aloud the rhythm patterns.

1

1 1 1 - 2 | 1 - 2 - 3 - 4 ||

2

1 1 1 1 | 1 - 2 - 3 - 4 ||